







# 2017 WBL FOOTBALL STATS

Week #10

## SEASON RECORDS

<u>SCHOOL</u>	<u>LEAGUE RECORD</u>		<u>OVERALL RECORD</u>	
 ST.MARYS	9	0	9	1
 ELIDA	7	2	8	2
 CELINA	7	2	7	3
 WAPAKONETA	6	3	6	4
 KENTON	5	4	5	5
 VAN WERT	4	5	5	5
 SHAWNEE	3	6	4	6
 OTTAWA GLANDORF	3	6	3	7
 DEFIANCE	1	8	1	9
 BATH	0	9	1	9



# 2017 WBL FOOTBALL STATS

Week #10

Game # 10

## TEAM RUSHING OFFENSE

<u>SCHOOL</u>	<u>ATT.</u>	<u>TOTAL YDS</u>	<u>YDS/GAME</u>	<u>YDS/CARRY</u>	<u>TD</u>
ST. MARYS	561	3239	323.9	5.8	38
CELINA	416	2614	261.4	6.3	35
WAPAK	383	2375	237.5	6.2	30
ELIDA	373	2085	208.5	5.6	25
VAN WERT	326	1606	160.6	4.9	23
DEFIANCE	342	1586	158.6	4.6	12
OGHS	324	1449	144.9	4.5	18
SHAWNEE	321	1437	143.7	4.5	24
KENTON	181	1218	121.8	6.7	15
BATH	357	1210	121.0	3.4	7



## TEAM TOTAL OFFENSE

<u>SCHOOL</u>	<u>RUSHING</u>	<u>PASSING</u>	<u>TOTAL</u>	<u>GAME AVG.</u>
KENTON	1218	3476	4694	469.4
ELIDA	2085	2407	4492	449.2
CELINA	2614	1482	4096	409.6
VAN WERT	1606	2147	3753	375.3
ST. MARYS	3239	364	3603	360.3
SHAWNEE	1437	2155	3592	359.2
WAPAK	2375	786	3161	316.1
OGHS	1449	1080	2529	252.9
DEFIANCE	1586	648	2234	223.4
BATH	1210	450	1660	166.0



## TEAM PASSING OFFENSE

<u>SCHOOL</u>	<u>COMP.</u>	<u>ATT.</u>	<u>PCT.</u>	<u>TOTAL YDS.</u>	<u>TD</u>	<u>INT</u>	<u>GAME AVG.</u>
KENTON	248	387	64.1%	3476	32	12	347.6
ELIDA	202	324	62.3%	2407	26	7	240.7
SHAWNEE	137	237	57.8%	2155	17	11	215.5
VAN WERT	172	258	66.7%	2147	20	8	214.7
CELINA	96	154	62.3%	1482	16	3	148.2
OGHS	90	193	46.6%	1080	10	13	108.0
WAPAK	69	127	54.3%	786	8	7	78.6
DEFIANCE	67	154	43.5%	648	3	11	64.8
BATH	46	127	36.2%	450	5	6	45.0
ST. MARYS	22	37	59.5%	364	6	1	36.4



## SCORING OFFENSE

<u>SCHOOL</u>	<u>PTS SCORED</u>	<u>AVG.</u>
ELIDA	386	38.6
ST. MARYS	375	37.5
CELINA	366	36.6
KENTON	336	33.6
VAN WERT	294	29.4
SHAWNEE	291	29.1
WAPAK	282	28.2
OGHS	206	20.6
DEFIANCE	110	11.0
BATH	99	9.9



# 2017 WBL FOOTBALL STATS

Week #10

Game # 10

## TEAM RUSHING DEFENSE

<u>SCHOOL</u>	<u>ATT.</u>	<u>TOTAL</u> <u>YDS.</u>	<u>YDS.</u> <u>GAME</u>	<u>YDS.</u> <u>CARRY</u>	<u>TD</u>
ST. MARYS	282	1121	112.1	4.0	12
WAPAK	367	1385	138.5	3.8	14
CELINA	357	1599	159.9	4.5	21
OGHS	390	1671	167.1	4.3	19
ELIDA	350	1931	193.1	5.5	27
SHAWNEE	391	2110	211.0	5.4	23
VAN WERT	484	2113	211.3	4.4	22
BATH	314	2285	228.5	7.3	39
DEFIANCE	324	2425	242.5	7.5	34
KENTON	441	2502	250.2	5.7	28



## TOTAL TEAM DEFENSE

<u>SCHOOL</u>	<u>RUSHING</u> <u>DEFENSE</u>	<u>PASSING</u> <u>DEFENSE</u>	<u>TOTAL</u> <u>DEFENSE</u>	<u>GAME</u> <u>AVG.</u>
ST. MARYS	1121	1463	2584	258.4
WAPAK	1385	1341	2726	272.6
CELINA	1599	1151	2750	275.0
OGHS	1671	1266	2937	293.7
ELIDA	1931	1546	3477	347.7
SHAWNEE	2110	1398	3508	350.8
VAN WERT	2113	1416	3529	352.9
BATH	2285	1406	3691	369.1
KENTON	2502	1335	3837	383.7
DEFIANCE	2425	1431	3856	385.6



## TEAM PASSING DEFENSE

<u>SCHOOL</u>	<u>COMP</u>	<u>ATT.</u>	<u>PCT</u>	<u>TOTAL</u> <u>YDS.</u>	<u>TD</u>	<u>INT</u>	<u>GAME</u> <u>AVG.</u>
CELINA	102	202	50.5%	1151	10	5	115.1
OGHS	107	187	57.2%	1266	8	7	126.6
KENTON	135	207	65.2%	1335	13	13	133.5
WAPAK	119	217	54.8%	1341	11	5	134.1
SHAWNEE	112	196	57.1%	1398	18	6	139.8
BATH	86	146	58.9%	1406	15	3	140.6
VAN WERT	102	184	55.4%	1416	16	8	141.6
DEFIANCE	92	152	60.5%	1431	20	3	143.1
ST. MARYS	141	265	53.2%	1463	12	11	146.3
ELIDA	112	207	54.1%	1546	13	8	154.6



## SCORING DEFENSE

<u>SCHOOL</u>	<u>POINTS</u> <u>ALLOWED</u>	<u>GAME</u> <u>AVG.</u>
ST. MARYS	170	17.0
WAPAK	181	18.1
CELINA	220	22.0
OGHS	220	22.0
VAN WERT	276	27.6
SHAWNEE	289	28.9
ELIDA	296	29.6
KENTON	317	31.7
BATH	403	40.3
DEFIANCE	410	41.0



# 2017 WBL FOOTBALL STATS

## Week #10

### PENALTIES

<u>SCHOOL</u>	<u>NO.</u>	<u>YDS.</u>
OGHS	34	296
BATH	35	324
CELINA	37	335
ST. MARYS	52	448
WAPAK	53	485
DEFIANCE	59	496
KENTON	52	502
VAN WERT	64	566
SHAWNEE	72	584
ELIDA	65	659



### TURNOVER RATIO

<u>SCHOOL</u>	<u>LOST</u>		<u>GAINED</u>		<u>MARGIN</u>
	<u>FUMBLE</u>	<u>INT.</u>	<u>FUMBLE</u>	<u>INT.</u>	
ELIDA	3	7	12	8	10
ST. MARYS	7	1	6	11	9
KENTON	2	12	7	13	6
VAN WERT	3	8	7	8	4
OGHS	8	13	13	7	-1
CELINA	7	3	3	5	-2
SHAWNEE	5	11	8	6	-2
WAPAK	7	7	3	9	-2
BATH	10	6	4	3	-9
DEFIANCE	16	11	9	3	-15



# 2017 WBL FOOTBALL STATS

Week #10

Game # 10

## INDIVIDUAL RUSHING

<u>NAME</u>	<u>SCH.</u>	<u>ATT.</u>	<u>YARDS.</u>	<u>GAME</u> <u>AVG.</u>	<u>CARRY</u> <u>AVG.</u>	<u>TD</u>
Daniel Beemer	OG	212	1214	121.4	5.7	13
Jaron Sharp	K	174	1189	118.9	6.8	14
Sean Perry	SM	162	1136	113.6	7.0	8
Isaac McAdams	E	220	1120	112.0	5.1	12
JD McNett	D	158	1032	103.2	6.5	9
Brett Schwieterman	C	153	963	96.3	6.3	5
Kyle Zizelman	C	143	854	85.4	6.0	10
Evan Kaeck	W	138	782	78.2	5.7	9
Shannon Fowler	SM	114	682	68.2	6.0	4
Nate Place	VW	146	648	64.8	4.4	8



## INDIVIDUAL PASSING

<u>NAME</u>	<u>SCH</u>	<u>COMP.</u>	<u>ATT.</u>	<u>PCT.</u>	<u>YDS.</u>	<u>TD</u>	<u>INT.</u>	<u>RATING</u>
Jaron Sharp	K	245	383	64.0%	3434	32	12	160.6
Isaac McAdams	E	202	324	62.3%	2407	26	7	146.9
Johnny Caprella	SH	134	230	58.3%	2135	17	11	151.1
Nate Place	VW	152	225	67.6%	1793	16	7	151.7
Brett Schwieterman	C	94	151	62.3%	1460	15	3	172.3
Jacob Balbaugh	OG	67	145	46.2%	784	7	7	97.9
Brady Erb	W	68	126	54.0%	783	8	7	116.0
Javen Newton	D	32	70	45.7%	387	3	6	89.2
Kobe Burchett	B	34	93	36.6%	334	5	4	75.9
Jaden Siebeneck	OG	23	48	47.9%	296	3	6	95.3
Colin Clements	SM	17	28	60.7%	280	3	1	172.9
Kaden Kline	D	34	79	43.0%	243	0	5	56.2



## INDIVIDUAL RECEIVING

<u>NAME</u>	<u>SCH.</u>	<u>REC.</u>	<u>YDS.</u>	<u>AVG.</u>	<u>TD</u>
Jayden Cornell	K	66	1022	15.5	9
Jacoby Kelly	VW	52	849	16.3	9
Hunter Moore	K	62	808	13.0	7
Cole Harmon	E	52	778	15.0	8
Dillon Hoying	C	41	760	18.5	8
Landon Rush	K	50	750	15.0	11
Drew Bagley	VW	60	658	11.0	4
Daniel Unruh	E	60	599	10.0	5
Christian Ford	SH	34	566	16.6	4
Richie Knowlton	OG	41	538	13.1	6



## INDIVIDUAL TOTAL OFFENSE

<u>NAME</u>	<u>SCH.</u>	<u>RUSHING</u> <u>YDS.</u>	<u>PASSING</u> <u>YDS.</u>	<u>TOTAL</u> <u>YDS.</u>	<u>GAME</u> <u>AVG.</u>
Jaron Sharp	K	1189	3434	4623	462.3
Isaac McAdams	E	1120	2407	3527	352.7
Johnny Caprella	SH	611	2135	2746	274.6
Nate Place	VW	648	1793	2441	244.1
Brett Schwieterman	C	963	1460	2423	242.3
Daniel Beemer	OG	1214		1214	121.4
Sean Perry	SM	1136		1136	113.6
JD McNett	D	1032		1032	103.2
Kyle Zizelman	C	854		854	85.4
Kobe Burchett	B	517	334	851	85.1



# 2017 WBL FOOTBALL STATS

Week #10

## INDIVIDUAL TACKLES

<u>NAME</u>	<u>SCH</u>	<u>NO.</u>	<u>TFL</u>	<u>SACKS</u>
Peyton Wilson	SH	144	10	2.5
Jacob Cowan	SH	139	2	1
Shawn Conover	K	127	0	0
Jackson Harris	SM	120	0	0
Ivan Smith	SH	111	4	0
Luke Baird	K	107	4	0
Trent Reichelderfer	K	106	0	0
Kole Murlin	C	104	8	5
Sean Perry	SM	100	0	0
Bret Llewellyn	OG	95.5	10	7



## INDIVIDUAL INTERCEPTIONS

<u>NAME</u>	<u>SCH</u>	<u>NO.</u>	<u>RET YDS</u>	<u>TD</u>
Shawn Conover	K	5	33	0
Bryce Ellis	K	4	20	0
Dillon Hoying	C	4	19	0
Evan Kaeck	W	3	72	1
Jayvion Daniels	SH	3	62	0
Arzaiah Little	E	3	56	1
Sean Perry	SM	3	17	0
Richie Knowlton	OG	3	10	0



9 Players With 2  
19 Players With 1

## INDIVIDUAL FUMBLE RECOVERIES

<u>NAME</u>	<u>SCH</u>	<u>NO.</u>	<u>RET YDS</u>	<u>TD</u>
JP Jimenez	D	2	21	1
Braden Dunlap	SM	2	17	1
Bruce Bartlett	K	2	5	0
Dan Tullis	E	2	0	0
Billy Jahnz	E	2	0	0
Daniel Beemer	OG	2	0	0
Aaron Rieman	OG	2	0	0
Cain Bentz	SH	2	0	0
Jacob Cowan	SH	2	0	0
Jalen McCracken	VW	2	0	0
Bubba Miller	W	2	0	0



33 Players with 1

# 2017 WBL FOOTBALL STATS

## Week #10

Game # 10

### INDIVIDUAL ALL PURPOSE YARDS

<u>NAME</u>	<u>SCH.</u>	<u>RUSHING</u> <u>YDS.</u>	<u>REC.</u> <u>YDS.</u>	<u>KICKOFF</u> <u>RET. YDS.</u>	<u>PUNT RET.</u> <u>YDS.</u>	<u>INT/FUM</u> <u>RET. YDS.</u>	<u>TOTAL</u> <u>YDS.</u>	<u>GAME</u> <u>AVG.</u>
Jacoby Kelly	VW	276	849	579	188		1892	189.2
JD McNett	D	1032	76	541	49		1698	169.8
Sean Perry	SM	1136	47	207	229	17	1636	163.6
Daniel Unruh	E	639	599	93			1331	133.1
Cole Harmon	E	183	778	200	154		1315	131.5
Daniel Beemer	OG	1214	52			3	1269	126.9
Jaron Sharp	K	1189					1189	118.9
Isaac McAdams	E	1120					1120	112.0
Kyle Zizelman	C	854		233			1087	108.7
Dillon Hoying	C	99	760	85	116	19	1079	107.9



# 2017 WBL FOOTBALL STATS

## Week #10

### INDIVIDUAL TOTAL SCORING

<u>NAME</u>	<u>SCH.</u>	<u>TD</u>	<u>2 PT. CONV.</u>	<u>PAT KICK</u>	<u>FG</u>	<u>Safety</u>	<u>TOTAL PTS.</u>
Kole Murlin	C	19	1	50	1		169
Jaron Sharp	K	14	3				90
Jacoby Kelly	VW	14					84
Dillon Hoying	C	13					78
Daniel Unruh	E	13					78
Daniel Beemer	OG	13					78
Johnny Caprella	SH	13					78
Isaac McAdams	E	12					72
Landon Rush	K	11	3				72
Noah Adcock	E			50	6		68
Sean Perry	SM	11	1				68



### INDIVIDUAL KICK SCORING

<u>NAME</u>	<u>SCH</u>	<u>PAT MADE</u>	<u>PAT ATT.</u>	<u>PCT.</u>	<u>FG MADE</u>	<u>FG ATT.</u>	<u>PCT.</u>	<u>LONG</u>	<u>PTS.</u>
Noah Adcock	E	50	51	98.0%	6	7	85.7%	37	68
Gabe Vandever	SM	46	46	100.0%	5	7	71.4%	30	61
Kole Murlin	C	50	52	96.2%	1	4	25.0%	31	53
Jacob Vorhees	SH	37	39	94.9%	2	2	100.0%	32	43
Tristan Gesler	W	37	38	97.4%	0	1	0		37
Tristen Ball	OG	24	26	92.3%	4	7	57.1%	43	36
Bryce Ellis	K	30	37	81.1%	0	0	#DIV/0!		30
Jake Lautzenheiser	VW	26	39	66.7%	0	1	0.0%		26
John Weisgerber	D	14	14	100.0%	0	2	0.0%		14
Caden Schmidt	B	5	10	50.0%	0	0	#DIV/0!		5





# 2017 WBL FOOTBALL STATS

## Week #10

### PUNTING

<u>NAME</u>	<u>SCH</u>	<u>NO.</u>	<u>YDS.</u>	<u>AVG.</u>
John Weisgerber	D	28	1149	41.0
Jaron Sharp	K	21	831	39.6
Drew Bagley	VW	32	1247	39.0
Billy Jahnz	E	28	1063	38.0
Kole Murlin	C	23	855	37.2
Kobe Burchett	B	34	1231	36.2
Johnny Caprella	SH	28	1013	36.2
Chris Reichenbach	W	24	845	35.2
Sean Perry	SM	5	168	33.6
Trey Fisher	SM	9	290	32.2
Bret Llewellyn	OG	41	1320	32.2



# 2017 WBL FOOTBALL STATS

Week #10

## INDIVIDUAL KICKOFF RETURNS

<u>NAME</u>	<u>SCH.</u>	<u>NO.</u>	<u>YDS.</u>	<u>AVG.</u>	<u>TD</u>
Jacoby Kelly	VW	23	579	25.2	1
JD McNett	D	27	541	20.0	0
Jacob Chontos	SH	18	353	19.6	0
Richie Knowlton	OG	19	321	16.9	0
Zach McGue	B	13	316	24.3	1
Eddie Stiles	D	17	306	18.0	0
Devon Kinyon	B	13	304	23.4	1
Braden Dunlap	SM	11	291	26.5	1
Alex Stephens	K	18	264	14.7	0
Kyle Zizleman	C	8	233	29.1	0



## INDIVIDUAL PUNT RETURNS

<u>NAME</u>	<u>SCH.</u>	<u>NO.</u>	<u>YDS.</u>	<u>AVG.</u>	<u>TD</u>
Jarrod Beach	OG	22	291	13.2	0
Sean Perry	SM	11	229	20.8	1
Jacoby Kelly	VW	18	188	10.4	1
Cole Harmon	E	14	154	11.0	0
Riley Gibson	W	12	126	10.5	0
Dillon Hoying	C	11	116	10.5	1
Drew Jacobs	SM	7	102	14.6	0
Grant Wheeler	SH	6	68	11.3	0
JD McNett	D	3	49	16.3	0
Devon Kinyon	B	2	23	11.5	0

