








2019 WBL FOOTBALL STATS

Week #9

SEASON RECORDS

<u>SCHOOL</u>	<u>LEAGUE RECORD</u>		<u>OVERALL RECORD</u>	
 WAPAKONETA	7	1	8	1
 KENTON	7	1	7	2
 OTTAWA GLANDORF	7	1	7	2
 ST. MARYS	6	2	7	2
 VAN WERT	4	4	5	4
 SHAWNEE	3	5	4	5
 CELINA	2	6	3	6
 BATH	2	6	2	7
 DEFIANCE	2	6	2	7
 ELIDA	0	8	0	9

2019 WBL FOOTBALL STATS

Week #9

Game # 9

TEAM RUSHING OFFENSE

<u>SCHOOL</u>	<u>ATT.</u>	<u>TOTAL YDS</u>	<u>YDS/ GAME</u>	<u>YDS/ CARRY</u>	<u>TD</u>
WAPAK	384	2597	288.6	6.8	33
ST. MARYS	429	2226	247.3	5.2	26
CELINA	359	1878	208.7	5.2	19
VAN WERT	353	1746	194.0	4.9	22
SHAWNEE	296	1482	164.7	5.0	19
OGHS	299	1385	153.9	4.6	16
ELIDA	297	1305	145.0	4.4	14
DEFIANCE	327	1234	137.1	3.8	10
BATH	240	868	96.4	3.6	7
KENTON	126	224	24.9	1.8	11



TEAM TOTAL OFFENSE

<u>SCHOOL</u>	<u>RUSHING</u>	<u>PASSING</u>	<u>TOTAL</u>	<u>GAME AVG.</u>
KENTON	224	3673	3897	433.0
VAN WERT	1746	1720	3466	385.1
WAPAK	2597	341	2938	326.4
OGHS	1385	1530	2915	323.9
SHAWNEE	1482	1286	2768	307.6
CELINA	1878	849	2727	303.0
ST. MARYS	2226	440	2666	296.2
ELIDA	1305	1096	2401	266.8
DEFIANCE	1234	1033	2267	251.9
BATH	868	1238	2106	234.0



TEAM PASSING OFFENSE

<u>SCHOOL</u>	<u>COMP.</u>	<u>ATT.</u>	<u>PCT.</u>	<u>TOTAL YDS.</u>	<u>TD</u>	<u>INT</u>	<u>GAME AVG.</u>
KENTON	247	388	63.7%	3673	29	16	408.1
VAN WERT	136	227	59.9%	1720	15	8	191.1
OGHS	105	168	62.5%	1530	16	5	170.0
SHAWNEE	97	176	55.1%	1286	5	8	142.9
BATH	111	214	51.9%	1238	8	8	137.6
ELIDA	86	180	47.8%	1096	9	16	121.8
DEFIANCE	94	182	51.6%	1033	6	10	114.8
CELINA	99	178	55.6%	849	7	4	94.3
ST. MARYS	24	51	47.1%	440	9	2	48.9
WAPAK	19	33	57.6%	341	5	1	37.9



SCORING OFFENSE

<u>SCHOOL</u>	<u>PTS SCORED</u>	<u>AVG.</u>
ST. MARYS	288	32.0
KENTON	276	30.7
VAN WERT	272	30.2
WAPAK	268	29.8
OGHS	252	28.0
SHAWNEE	189	21.0
CELINA	186	20.7
ELIDA	159	17.7
DEFIANCE	116	12.9
BATH	107	11.9



2019 WBL FOOTBALL STATS

Week #9

Game # 9

TEAM RUSHING DEFENSE

<u>SCHOOL</u>	<u>ATT.</u>	<u>TOTAL</u>	<u>YDS.</u>	<u>YDS.</u>	<u>TD</u>
		<u>YDS.</u>	<u>GAME</u>	<u>CARRY</u>	
WAPAK	256	910	101.1	3.6	5
ST. MARYS	275	1080	120.0	3.9	12
VAN WERT	282	1139	126.6	4.0	15
OGHS	310	1248	138.7	4.0	10
SHAWNEE	339	1395	155.0	4.1	18
DEFIANCE	273	1502	166.9	5.5	25
BATH	299	1511	167.9	5.1	17
CELINA	305	1532	170.2	5.0	21
KENTON	378	1701	189.0	4.5	12
ELIDA	325	2260	251.1	7.0	37



TOTAL TEAM DEFENSE

<u>SCHOOL</u>	<u>RUSHING</u>	<u>PASSING</u>	<u>TOTAL</u>	<u>GAME</u>
	<u>DEFENSE</u>	<u>DEFENSE</u>	<u>DEFENSE</u>	<u>AVG.</u>
WAPAK	910	1103	2013	223.7
VAN WERT	1139	1325	2464	273.8
OGHS	1248	1247	2495	277.2
SHAWNEE	1395	1136	2531	281.2
KENTON	1701	898	2599	288.8
ST. MARYS	1080	1698	2778	308.7
CELINA	1532	1281	2813	312.6
DEFIANCE	1502	1320	2822	313.6
BATH	1511	1411	2922	324.7
ELIDA	2260	1060	3320	368.9



TEAM PASSING DEFENSE

<u>SCHOOL</u>	<u>COMP</u>	<u>ATT.</u>	<u>PCT</u>	<u>TOTAL</u>	<u>TD</u>	<u>INT</u>	<u>GAME</u>
				<u>YDS.</u>			<u>AVG.</u>
KENTON	80	163	49.1%	898	10	6	99.8
ELIDA	76	120	63.3%	1060	12	5	117.8
WAPAK	111	190	58.4%	1103	6	13	122.6
SHAWNEE	97	175	55.4%	1136	7	5	126.2
OGHS	122	237	51.5%	1247	9	12	138.6
CELINA	78	138	56.5%	1281	15	5	142.3
DEFIANCE	84	146	57.5%	1320	13	9	146.7
VAN WERT	96	187	51.3%	1325	13	7	147.2
BATH	102	165	61.8%	1411	13	3	156.8
ST. MARYS	140	250	56.0%	1698	10	12	188.7



SCORING DEFENSE

<u>SCHOOL</u>	<u>POINTS</u>	<u>GAME</u>
	<u>ALLOWED</u>	<u>AVG.</u>
WAPAK	77	8.6
OGHS	140	15.6
ST. MARYS	155	17.2
KENTON	162	18.0
SHAWNEE	183	20.3
VAN WERT	205	22.8
BATH	236	26.2
DEFIANCE	273	30.3
CELINA	283	31.4
ELIDA	378	42.0



2019 WBL FOOTBALL STATS

Week #9

PENALTIES

<u>SCHOOL</u>	<u>NO.</u>	<u>YDS.</u>
OGHS	34	298
WAPAK	41	340
CELINA	43	360
DEFIANCE	53	408
ST. MARYS	41	412
SHAWNEE	53	423
BATH	56	445
VAN WERT	49	479
ELIDA	57	527
KENTON	55	551



TURNOVER RATIO

<u>SCHOOL</u>	<u>LOST</u>		<u>GAINED</u>		<u>MARGIN</u>
	<u>FUMBLE</u>	<u>INT.</u>	<u>FUMBLE</u>	<u>INT.</u>	
WAPAK	4	1	6	13	14
ST. MARYS	4	2	6	12	12
OGHS	5	5	4	12	6
CELINA	8	3	6	6	1
VAN WERT	5	8	6	7	0
KENTON	0	16	8	6	-2
BATH	5	8	8	3	-2
DEFIANCE	11	10	7	9	-5
SHAWNEE	9	8	3	5	-9
ELIDA	7	16	7	5	-11



2019 WBL FOOTBALL STATS

Week #9

Game # 9

INDIVIDUAL RUSHING

<u>NAME</u>	<u>SCH.</u>	<u>ATT.</u>	<u>YARDS.</u>	<u>GAME</u>		<u>TD</u>
				<u>AVG.</u>	<u>CARRY</u> <u>AVG.</u>	
Cooper Jones	C	159	948	105.3	6.0	12
Evan Kaeck	W	138	924	102.7	6.7	16
Owen Treece	VW	151	818	90.9	5.4	7
Jaxson Silliman	C	147	782	86.9	5.3	7
Will Roberson	SH	126	770	85.6	6.1	9
Jake Hilleary	VW	138	681	75.7	4.9	11
KeShawn Spivey	E	101	652	72.4	6.5	4
Connor McDonald	W	73	650	72.2	8.9	8
Clayton Recker	OG	106	643	71.4	6.1	6
Reed Merricle	W	118	607	67.4	5.1	5



INDIVIDUAL PASSING

<u>NAME</u>	<u>SCH</u>	<u>COMP.</u>	<u>ATT.</u>	<u>PCT.</u>	<u>YDS.</u>	<u>TD</u>	<u>INT.</u>	<u>RATING</u>
Blaine Huston	K	247	388	63.7%	3673	29	16	159.6
Owen Treece	VW	133	223	59.6%	1693	15	8	138.4
Jacob Balbaugh	OG	105	168	62.5%	1530	16	5	164.5
John Barker	SH	90	160	56.3%	1238	5	7	122.8
Dallin Mcdermott	B	86	161	53.4%	1021	7	6	113.6
Aaron Cruz	D	85	160	53.1%	934	5	10	100.0
Cooper Jones	C	98	176	55.7%	815	7	3	104.3
KeShawn Spivey	E	38	72	52.8%	414	5	6	107.3
Kurt Bubp	SM	19	38	50.0%	373	6	0	184.6
Larkin Henderson	E	18	43	41.9%	347	2	4	106.4
Reed Merricle	W	18	32	56.3%	321	4	1	175.5



INDIVIDUAL RECEIVING

<u>NAME</u>	<u>SCH.</u>	<u>REC.</u>	<u>YDS.</u>	<u>AVG.</u>	<u>TD</u>
Jayden Cornell	K	73	1194	16.4	15
Landon Rush	K	75	1110	14.8	6
Jacob Vorhees	SH	58	753	13.0	3
Jacob Eversole	K	47	618	13.1	5
Brennan Blevins	OG	25	585	23.4	6
Devon Barnett	E	33	495	15.0	2
Dru Johnson	VW	29	469	16.2	4
Tanner Barnhart	VW	37	467	12.6	2
Jarroed Beach	OG	28	437	15.6	5
Bryce Ellis	K	26	376	14.5	2



INDIVIDUAL TOTAL OFFENSE

<u>NAME</u>	<u>SCH.</u>	<u>RUSHING</u>		<u>PASSING</u>		<u>TOTAL</u> <u>YDS.</u>	<u>GAME</u> <u>AVG.</u>
		<u>YDS.</u>	<u>YDS.</u>	<u>YDS.</u>	<u>YDS.</u>		
Blaine Huston	K	97	3673			3770	418.9
Owen Treece	VW	818	1693			2511	279.0
Cooper Jones	C	948	815			1763	195.9
Jacob Balbaugh	OG	84	1530			1614	179.3
John Barker	SH	98	1238			1336	148.4
Aaron Cruz	D	135	934			1069	118.8
KeShawn Spivey	E	652	414			1066	118.4
Dallin Mcdermott	B	22	1021			1043	115.9
Reed Merricle	W	607	321			928	103.1
Evan Kaeck	W	924				924	102.7



2019 WBL FOOTBALL STATS

Week #9

INDIVIDUAL TACKLES

<u>NAME</u>	<u>SCH</u>	<u>NO.</u>	<u>TFL</u>	<u>SACKS</u>
Luke Fackler	K	138	3	0
Tanner Howell	SM	115	0	3
Peyton Wilson	SH	114	0	0
Blake Kanorr	SM	104	0	9
Lukas Walter	SM	87	0	4
Mike Niebel	E	82	5.5	0
Noah Eikenbary	K	81	7	5
Nick Niebel	E	77	1.5	0
Carter Bays	K	76	3	4
Jacob Eversole	K	73	1	0



INDIVIDUAL INTERCEPTIONS

<u>NAME</u>	<u>SCH</u>	<u>NO.</u>	<u>RET YDS</u>	<u>TD</u>
Devin Huelskamp	W	4	19	0
Ty Howell	SM	3	123	1
Mike Niebel	E	3	0	0
TJ Reynolds	VW	2	74	2
Carson Fishbach	SM	2	60	0
Garrett Siefiring	W	2	46	0
Brennan Blevins	OG	2	17	0
Braeden Hemmelgarn	SM	2	5	0
Noah Ambos	W	2	0	0
Sage Houts	C	2	0	0
Jayden Cornell	K	2	0	0
Will Kaufman	OG	2	48	0

39 players with 1



INDIVIDUAL FUMBLE RECOVERIES

<u>NAME</u>	<u>SCH</u>	<u>NO.</u>	<u>RET YDS</u>	<u>TD</u>
Carter Parlapiano	B	3	0	0
Brandon Bowling	K	3	0	0
Marco Rosales	OG	2	0	0
Drake Langenkamp	C	2	0	0
Lucas Prichard	B	2	0	0
Carson Fishbach	SM	2	0	0
RJ Cortez	B	2	0	0
Holden Reichert	VW	2	0	0
Noah Eikenbary	K	2	0	0
Peyton Wilson	SH	2	0	0

32 players with 1



2019 WBL FOOTBALL STATS

Week #9

Game # 9

INDIVIDUAL ALL PURPOSE YARDS

NAME	SCH.	RUSHING	REC.	KICKOFF	PUNT RET.	INT/FUM	TOTAL	GAME
		YDS.	YDS.	RET. YDS.	YDS.	RET. YDS.	YDS.	AVG.
Jayden Cornell	K	-6	1194	168	155		1511	167.9
Landon Rush	K		1110	128			1238	137.6
Ty Howell	SM	551	126	207	183	123	1190	132.2
Jacob Vorhees	SH		753	199	89		1041	115.7
Jaxson Silliman	C	782	185	62			1029	114.3
Evan Kaeck	W	924	72			7	1003	111.4
Marcel Poe	E	471	261	242			974	108.2
KeShawn Spivey	E	652	202	105			959	106.6
Cooper Jones	C	948					948	105.3
Owen Treece	VW	818			76		894	99.3



2019 WBL FOOTBALL STATS

Week #9

INDIVIDUAL TOTAL SCORING

<u>NAME</u>	<u>SCH.</u>	<u>TD</u>	<u>2 PT. CONV.</u>	<u>PAT KICK</u>	<u>FG</u>	Safety	<u>TOTAL PTS.</u>
Evan Kaeck	W	18					108
Jayden Cornell	K	17	1				104
Jake Hilleary	VW	14					84
Cooper Jones	C	12					72
Ty Howell	SM	12					72
Marcel Poe	E	10	1				62
Will Roberson	SH	10					60
Jacob Vorhees	SH	4		22	3		55
Jaxson Silliman	C	9					54
Ethan Alt	OG			28	8		52



INDIVIDUAL KICK SCORING

<u>NAME</u>	<u>SCH</u>	<u>PAT MADE</u>	<u>PAT ATT.</u>	<u>PCT.</u>	<u>FG MADE</u>	<u>FG ATT.</u>	<u>PCT.</u>	<u>LONG</u>	<u>PTS.</u>
Ethan Alt	OG	28	30	93.3%	8	9	88.9%	35	52
Payne Harshbarger	W	30	33	90.9%	2	6	0.33333	42	36
Bryce Ellis	K	33	37	89.2%	0	1	0.0%		33
Peyton McAlpine	VW	32	37	86.5%	0	1	0.0%		32
Jacob Vorhees	SH	22	25	88.0%	3	4	75.0%	42	31
Ethan Dirksen	C	21	25	84.0%	1	2	50.0%	30	24
Jacob Hutcheson	D	14	15	93.3%	2	2	100.0%	21	20
Brandon Bowers	SM	13	14	92.9%	2	2	100.0%	40	19
Henry Spencer	SM	14	18	77.8%	1	3	33.3%	24	17
Alec Ewing	E	13	16	81.3%	0	0	#DIV/0!		13
Keaton Liles	B	10	12	83.3%	1	1	100.0%		13



2019 WBL FOOTBALL STATS

Week #9

PUNTING

<u>NAME</u>	<u>SCH</u>	<u>NO.</u>	<u>YDS.</u>	<u>AVG.</u>
Ethan Alt	OG	26	961	37.0
Lex Boedicker	B	39	1403	36.0
Jose Fernandez	D	30	1053	35.1
Peyton McAlpine	VW	23	803	34.9
Bryce Ellis	K	28	976	34.9
Keshawn Spivey	E	16	530	33.1
John Barker	SH	19	627	33.0
Brandon Bowers	SM	28	917	32.8
Kaden Sieftring	W	23	716	31.1
Cooper Jones	C	31	910	29.4



2019 WBL FOOTBALL STATS

Week #9

INDIVIDUAL KICKOFF RETURNS

<u>NAME</u>	<u>SCH.</u>	<u>NO.</u>	<u>YDS.</u>	<u>AVG.</u>	<u>TD</u>
Zac Loose	D	22	407	18.5	0
Zach Simpson	B	15	285	19.0	0
Marcel Poe	E	10	242	24.2	0
Quinn Andrew	C	12	213	17.8	0
Ty Howell	SM	6	207	34.5	1
Jacob Vorhees	SH	9	199	22.1	0
Shawn Beverly	OG	7	178	25.4	0
Devon Barnett	E	8	172	21.5	0
Jayden Cornell	K	8	168	21.0	0
Jaden King	C	11	167	15.2	0



INDIVIDUAL PUNT RETURNS

<u>NAME</u>	<u>SCH.</u>	<u>NO.</u>	<u>YDS.</u>	<u>AVG.</u>	<u>TD</u>
Jarrold Beach	OG	15	200	13.3	0
Ty Howell	SM	9	183	20.3	1
Jayden Cornell	K	5	155	31.0	0
Dylan Trogdlon	SM	5	116	23.2	1
Jacob Vorhees	SH	7	89	12.7	1
Owen Treece	VW	12	76	6.3	0
Shawn Beverly	OG	3	60	20.0	1
Noah Ambos	W	6	60	10.0	0
Brandon Staugler	C	8	59	7.4	0
Braeden Goulet	W	5	50	10.0	0

