





# 2021 WBL FOOTBALL STATS

Week #9

## SEASON RECORDS

<u>SCHOOL</u>	<u>LEAGUE RECORD</u>		<u>OVERALL RECORD</u>	
 VAN WERT	7	1	8	1
 WAPAKONETA	7	1	7	2
 ST. MARYS	6	2	7	2
 OTTAWA GLANDORF	6	2	6	3
 BATH	4	4	5	4
 SHAWNEE	4	4	5	4
 ELIDA	3	5	4	5
 DEFIANCE	2	6	3	6
 CELINA	1	7	1	8
 KENTON	0	8	0	9

# 2021 WBL FOOTBALL STATS

Week #9

Game # 9

## TEAM RUSHING OFFENSE

<u>SCHOOL</u>	<u>ATT.</u>	<u>TOTAL</u>	<u>YDS/</u>	<u>YDS/</u>	<u>TD</u>
		<u>YDS</u>	<u>GAME</u>	<u>CARRY</u>	
ST. MARYS	446	2293	254.8	5.1	29
WAPAK	331	2134	237.1	6.4	28
VAN WERT	269	1781	197.9	6.6	33
DEFIANCE	335	1273	141.4	3.8	13
ELIDA	313	1220	135.6	3.9	12
BATH	308	1130	125.6	3.7	12
OGHS	261	1086	120.7	4.2	14
SHAWNEE	303	1064	118.2	3.5	11
CELINA	195	697	77.4	3.6	5
KENTON	147	145	16.1	1.0	2



## TEAM TOTAL OFFENSE

<u>SCHOOL</u>	<u>RUSHING</u>	<u>PASSING</u>	<u>TOTAL</u>	<u>GAME</u>
				<u>AVG.</u>
VAN WERT	1781	2524	4305	478.3
WAPAK	2134	720	2854	317.1
OGHS	1086	1735	2821	313.4
ST. MARYS	2293	424	2717	301.9
SHAWNEE	1064	1095	2159	239.9
BATH	1130	982	2112	234.7
ELIDA	1220	863	2083	231.4
DEFIANCE	1273	799	2072	230.2
CELINA	697	1251	1948	216.4
KENTON	145	1294	1439	159.9



## TEAM PASSING OFFENSE

<u>SCHOOL</u>	<u>COMP.</u>	<u>ATT.</u>	<u>PCT.</u>	<u>TOTAL</u>			<u>GAME</u>
				<u>YDS.</u>	<u>TD</u>	<u>INT</u>	<u>AVG.</u>
VAN WERT	192	257	74.7%	2524	24	3	280.4
OGHS	109	189	57.7%	1735	20	6	192.8
KENTON	130	225	57.8%	1294	11	6	143.8
CELINA	138	224	61.6%	1251	7	7	139.0
SHAWNEE	106	186	57.0%	1095	4	6	121.7
BATH	85	148	57.4%	982	10	6	109.1
ELIDA	74	155	47.7%	863	5	11	95.9
DEFIANCE	71	138	51.4%	799	6	15	88.8
WAPAK	67	120	55.8%	720	4	2	80.0
ST. MARYS	23	50	46.0%	424	3	4	47.1



## SCORING OFFENSE

<u>SCHOOL</u>	<u>PTS</u>	<u>AVG.</u>
	<u>SCORED</u>	
VAN WERT	401	44.6
ST. MARYS	253	28.1
WAPAK	243	27.0
OGHS	242	26.9
BATH	164	18.2
ELIDA	141	15.7
SHAWNEE	134	14.9
DEFIANCE	127	14.1
KENTON	88	9.8
CELINA	88	9.8



# 2021 WBL FOOTBALL STATS

Week #9

Game # 9

## TEAM RUSHING DEFENSE

SCHOOL	ATT.	TOTAL	YDS.	YDS. CARRY	TD
		YDS.	GAME		
ST. MARYS	252	722	80.2	2.9	7
BATH	257	954	106.0	3.7	11
SHAWNEE	292	1127	125.2	3.9	13
OGHS	315	1178	130.9	3.7	12
ELIDA	305	1233	137.0	4.0	15
DEFIANCE	275	1259	139.9	4.6	17
WAPAK	306	1339	148.8	4.4	10
VAN WERT	302	1396	155.1	4.6	18
KENTON	355	2015	223.9	5.7	35
CELINA	326	2026	225.1	6.2	27



## TOTAL TEAM DEFENSE

SCHOOL	RUSHING	PASSING	TOTAL	GAME
	DEFENSE	DEFENSE	DEFENSE	AVG.
ST. MARYS	722	1106	1828	203.1
SHAWNEE	1127	961	2088	232.0
OGHS	1178	938	2116	235.1
BATH	954	1173	2127	236.3
ELIDA	1233	999	2232	248.0
WAPAK	1339	1070	2409	267.7
VAN WERT	1396	1087	2483	275.9
DEFIANCE	1259	1330	2589	287.7
KENTON	2015	1023	3038	337.6
CELINA	2026	1308	3334	370.4



## TEAM PASSING DEFENSE

SCHOOL	COMP	ATT.	PCT	TOTAL	TD	INT	GAME
				YDS.			AVG.
OGHS	81	146	55.5%	938	6	11	104.2
SHAWNEE	110	184	59.8%	961	5	7	106.8
ELIDA	101	173	58.4%	999	8	10	111.0
KENTON	99	157	63.1%	1023	10	4	113.7
WAPAK	93	156	59.6%	1070	11	4	118.9
VAN WERT	95	174	54.6%	1087	7	5	120.8
ST. MARYS	99	195	50.8%	1106	3	10	122.9
BATH	97	164	59.1%	1173	9	3	130.3
CELINA	98	151	64.9%	1308	19	4	145.3
DEFIANCE	116	187	62.0%	1330	12	3	147.8



## SCORING DEFENSE

SCHOOL	POINTS	GAME
	ALLOWED	AVG.
ST. MARYS	83	9.2
SHAWNEE	131	14.6
OGHS	132	14.7
BATH	151	16.8
WAPAK	154	17.1
VAN WERT	187	20.8
ELIDA	196	21.8
DEFIANCE	216	24.0
CELINA	322	35.8
KENTON	368	40.9



# 2021 WBL FOOTBALL STATS

## Week #9

### PENALTIES

<u>SCHOOL</u>	<u>NO.</u>	<u>YDS.</u>
SHAWNEE	33	260
OGHS	35	332
BATH	48	360
KENTON	35	364
ST. MARYS	40	402
WAPAK	50	417
VAN WERT	42	420
CELINA	49	435
DEFIANCE	53	454
ELIDA	80	705



### TURNOVER RATIO

<u>SCHOOL</u>	<u>LOST</u>		<u>GAINED</u>		<u>MARGIN</u>
	<u>FUMBLE</u>	<u>INT.</u>	<u>FUMBLE</u>	<u>INT.</u>	
OGHS	3	6	7	11	9
WAPAK	1	2	5	4	6
ST. MARYS	7	4	7	10	6
BATH	7	6	12	3	2
VAN WERT	6	3	6	5	2
SHAWNEE	8	6	6	7	-1
ELIDA	8	11	7	10	-2
KENTON	4	6	3	4	-3
CELINA	5	7	5	4	-3
DEFIANCE	9	15	7	3	-14



# 2021 WBL FOOTBALL STATS

Week #9

Game # 9

## INDIVIDUAL RUSHING

<u>NAME</u>	<u>SCH.</u>	<u>ATT.</u>	<u>YARDS.</u>	<u>GAME</u>		<u>TD</u>
				<u>AVG.</u>	<u>AVG.</u>	
Braeden Goulet	W	118	<b>923</b>	102.6	7.8	13
Jace Mullen	W	132	<b>890</b>	98.9	6.7	13
Aidan Pratt	VW	109	<b>812</b>	90.2	7.4	13
Ross Henschen	SM	115	<b>580</b>	64.4	5.0	4
Ian Armentrout	B	151	<b>544</b>	60.4	3.6	6
Nate Jackson	VW	84	<b>536</b>	59.6	6.4	11
Brady Kirk	E	124	<b>532</b>	59.1	4.3	3
Ian Fenbert	OG	61	<b>408</b>	45.3	6.7	6
Jaden King	C	97	<b>402</b>	44.7	4.1	3
Anthony Wilder	D	88	<b>379</b>	42.1	4.3	4



## INDIVIDUAL PASSING EFFICIENCY

<u>NAME</u>	<u>SCH.</u>	<u>COMP.</u>	<u>ATT.</u>	<u>PCT.</u>	<u>YDS.</u>	<u>TD</u>	<u>INT.</u>	<u>RATING</u>
Aidan Pratt	VW	180	240	75.0%	<b>2393</b>	23	3	187.9
Landen Jordan	OG	105	183	57.4%	<b>1699</b>	19	6	163.1
Korbin Johnston	K	128	220	58.2%	<b>1294</b>	11	5	119.5
Nick Adams	C	138	223	61.9%	<b>1251</b>	7	7	113.1
Tyler Windau	SH	104	181	57.5%	<b>1082</b>	4	6	108.3
Ian Armentrout	B	84	146	57.5%	<b>964</b>	10	6	127.4
Braeden Goulet	W	67	120	55.8%	<b>720</b>	4	2	113.9
Jackson Covault	E	44	89	49.4%	<b>495</b>	2	9	83.3
Gavin Miller	D	41	80	51.3%	<b>453</b>	3	7	93.7
Gavin Reinke	SM	22	47	46.8%	<b>391</b>	3	3	125.0



## INDIVIDUAL RECEIVING

<u>NAME</u>	<u>SCH.</u>	<u>REC.</u>	<u>YDS.</u>	<u>AVG.</u>	<u>TD</u>
Connor Pratt	VW	50	<b>793</b>	15.9	6
Caleb Kuhlman	OG	37	<b>689</b>	18.6	9
Maddix Crutchfield	VW	56	<b>595</b>	10.6	4
Colin White	OG	33	<b>567</b>	17.2	6
Garret Gunter	VW	27	<b>539</b>	20.0	6
Aidan Song	C	46	<b>483</b>	10.5	4
Keaton Cooper	SH	27	<b>387</b>	14.3	0
Jarret Jolliff	K	17	<b>375</b>	22.1	3
Jayden Irons	E	30	<b>326</b>	10.9	2
Tyson Lawrence	K	33	<b>322</b>	9.8	4



## INDIVIDUAL TOTAL OFFENSE

<u>NAME</u>	<u>SCH.</u>	<u>RUSHING</u>		<u>PASSING</u>		<u>TOTAL</u>		<u>GAME</u>
		<u>YDS.</u>	<u>YDS.</u>	<u>YDS.</u>	<u>YDS.</u>	<u>AVG.</u>		
Aidan Pratt	VW	812	2393	<b>3205</b>		356.1		
Landen Jordan	OG	313	1699	<b>2012</b>		223.6		
Braeden Goulet	W	923	720	<b>1643</b>		182.6		
Ian Armentrout	B	544	964	<b>1508</b>		167.6		
Korbin Johnston	K		1294	<b>1294</b>		143.8		
Nick Adams	C		1251	<b>1251</b>		139.0		
Tyler Windau	SH		1082	<b>1082</b>		120.2		
Jace Mullen	W	890		<b>890</b>		98.9		
Gavin Miller	D	216	453	<b>669</b>		74.3		
Larkin Henderson	E	299	362	<b>661</b>		73.4		



# 2021 WBL FOOTBALL STATS

## Week #9

### INDIVIDUAL TACKLES

<u>NAME</u>	<u>SCH</u>	<u>NO.</u>	<u>TFL</u>	<u>SACKS</u>
Zach Heintz	K	147	11	0.5
Myles Aldrich	SH	104	6	2
Zeke Burkholder	B	104	2	0
Trevor Robinson	K	94	3	2
Tanner Howell	SM	86	0	4
Luke Cowan	SH	83	2	0
Ty Sibert	B	82	1	0
Mike Niebel	E	81	8	1
Luke Leffler	K	81	4	0
Jaden King	C	80.5	0	0



### INDIVIDUAL INTERCEPTIONS

<u>NAME</u>	<u>SCH</u>	<u>NO.</u>	<u>RET YDS</u>	<u>TD</u>
Jayden Irons	E	4	59	0
Caleb Kuhlman	OG	3	58	0
Colby Howard	K	2	77	0
Keaton Cooper	SH	2	67	1
Brayden Sullivan	SM	2	58	1
Zach Noonan	SH	2	46	0
Braylon Gabes	C	2	43	0
Landon Morman	OG	2	18	0
Gunnar Kuhn	E	2	16	0
Brandon Bowers	SM	2	15	0
Walter Ross	OG	2	0	0
Austin Stauffer	W	2	0	0
30 Players with 1				



### INDIVIDUAL FUMBLE RECOVERIES

<u>NAME</u>	<u>SCH</u>	<u>NO.</u>	<u>RET YDS</u>	<u>TD</u>
Joel Rasor	B	3	0	0
Zeke Burkholder	B	2	0	0
Timmy Novitzke	C	2	0	0
Gavin Hale	D	2	0	0
Keagen Villarreal	D	2	0	0
Tori Thomas	E	2	0	0
Carter Sharpe	SM	2	0	0
Stash Patterson	SM	2	0	0
35 Players with 1				



# 2021 WBL FOOTBALL STATS

Week #9

Game # 9

## INDIVIDUAL ALL PURPOSE YARDS

<u>NAME</u>	<u>SCH.</u>	<u>RUSHING</u> <u>YDS.</u>	<u>REC.</u> <u>YDS.</u>	<u>KICKOFF</u> <u>RET. YDS.</u>	<u>PUNT RET.</u> <u>YDS.</u>	<u>INT/FUM</u> <u>RET. YDS.</u>	<u>TOTAL</u> <u>YDS.</u>	<u>GAME</u> <u>AVG.</u>
Jace Mullen	W	890	95	309			1294	143.8
Caleb Kuhlman	OG	45	689	131	161	58	1084	120.4
Braeden Goulet	W	923			43		966	107.3
Jayden Irons	E	89	326	345		59	819	91.0
Aidan Pratt	VW	812					812	90.2
Connor Pratt	VW		793				793	88.1
Braeden Hammelgarn	SM	345	117	212	106		780	86.7
Ian Fenbert	OG	408	21	209	38		676	75.1
Tanner Howell	SM	317	128	99	77		621	69.0
Ross Henschen	SM	580		24			604	67.1



# 2021 WBL FOOTBALL STATS

## Week #9

### INDIVIDUAL TOTAL SCORING

<u>NAME</u>	<u>SCH.</u>	<u>TD</u>	<u>2 PT.</u> <u>CONV.</u>	<u>PAT</u> <u>KICK</u>	<u>FG</u>	Safety	<u>TOTAL</u> <u>PTS.</u>
Nate Jackson	VW	14	1				86
Aidan Pratt	VW	14					84
Jace Mullen	W	14					84
Braeden Goulet	W	13					78
Brylen Parker	VW	11	1				68
Caleb Kuhlman	OG	11		1			67
Connor Pratt	VW	6		20			56
Landen Jordan	OG	7	1				44
Carter Parlapiano	B	7					42
Ian Fenbert	OG	7					42



### INDIVIDUAL KICK SCORING

<u>NAME</u>	<u>SCH</u>	<u>PAT</u> <u>MADE</u>	<u>PAT</u> <u>ATT.</u>	<u>PCT.</u>	<u>FG</u> <u>MADE</u>	<u>FG</u> <u>ATT.</u>	<u>PCT.</u>	<u>LONG</u>	<u>PTS.</u>
Brandon Bowers	SM	28	31	90.3%	2	6	33.3%	36	34
Nikane Ambos	W	29	30	96.7%	0	0	#DIV/0!		29
Grant Hardeman	E	18	18	100.0%	3	3	100.0%	34	27
Tyler Kimmet	SH	15	18	83.3%	3	5	60.0%	34	24
Connor Pratt	VW	20	30	66.7%	0	0	#DIV/0!		20
Keaton Liles	B	16	21	76.2%	1	3	33.3%		19
Kyle Beach	W				6	7	85.7%	35	18
Damon McCracken	VW	18	20	90.0%	0	0	#DIV/0!		18
Dylan Birkemeier	OG	12	17	70.6%	1	2	50.0%	26	15
Josh Thompson	D	12	14	85.7%	0	0	#DIV/0!		12





# 2021 WBL FOOTBALL STATS

Week #9

## PUNTING

<u>NAME</u>	<u>SCH</u>	<u>NO.</u>	<u>YDS.</u>	<u>AVG.</u>
Brandon Bowers	SM	24	905	37.7
Landen Jordan	OG	30	1096	36.5
Shandon Sewell	SH	36	1289	35.8
Gage Stemen	VW	11	387	35.2
Kaden Sieftring	W	24	830	34.6
Logan Crowe	E	34	1172	34.5
Keaton Liles	B	34	1097	32.3
Parker Rarey	K	42	1225	29.2
Noah Gomez	D	30	857	28.6
Zander Jones	C	23	633	27.5



# 2021 WBL FOOTBALL STATS

Week #9

## INDIVIDUAL KICKOFF RETURNS

<u>NAME</u>	<u>SCH.</u>	<u>NO.</u>	<u>YDS.</u>	<u>AVG.</u>	<u>TD</u>
Jayden Irons	E	15	345	23.0	1
Bailey DeTray	D	18	332	18.4	0
Jace Mullen	W	15	309	20.6	0
Skyler Lhamon	B	12	236	19.7	0
Caleb Gabes	C	12	231	19.3	0
Braeden Hemmelgarn	SM	12	212	17.7	0
Chase Berry	SH	14	209	14.9	0
Ian Fenbert	OG	10	209	20.9	0
Braylon Gabes	C	10	200	20.0	0
Gunnar Kuhn	E	9	193	21.4	0



## INDIVIDUAL PUNT RETURNS

<u>NAME</u>	<u>SCH.</u>	<u>NO.</u>	<u>YDS.</u>	<u>AVG.</u>	<u>TD</u>
Caleb Kuhlman	OG	13	161	12.4	0
Brylen Parker	VW	12	118	9.8	0
Bailey DeTray	D	15	111	7.4	0
Braeden Hemmelgarn	SM	6	106	17.7	1
Brayden Sullivan	SM	9	86	9.6	0
Austin Williams	B	9	84	9.3	0
Tanner Howell	SM	6	77	12.8	0
Gunnar Kuhn	E	6	74	12.3	0
Braylon Gabes	C	3	51	17.0	0
Chase Berry	SH	7	43	6.1	0

