











# 2024 WBL FOOTBALL STATS

Weeks 1-10

## SEASON RECORDS

| <u>SCHOOL</u>   | <u>LEAGUE<br/>RECORD</u> | <u>OVERALL<br/>RECORD</u> |                            |
|---|--------------------------|---------------------------|----------------------------|
|  <b>WAPAKONETA</b> | <b>9 0</b>               | <b>10 0</b>               | <b><i>WBL CHAMPION</i></b> |
|  ST.MARYS          | 7 2                      | 8 2                       |                            |
|  DEFIANCE          | 6 3                      | 6 4                       |                            |
|  CELINA            | 5 4                      | 6 4                       |                            |
|  BATH              | 5 4                      | 5 5                       |                            |
|  OTTAWA GLANDORF   | 5 4                      | 5 5                       |                            |
|  VAN WERT          | 3 6                      | 4 6                       |                            |
|  ELIDA             | 2 7                      | 3 7                       |                            |
|  KENTON            | 2 7                      | 2 8                       |                            |
|  SHAWNEE          | 1 8                      | 2 8                       |                            |

# 2024 WBL FOOTBALL STATS

Weeks 1-10

## TEAM OFFENSE

| TEAM RUSHING OFFENSE |      |           |              |               |    |
|----------------------|------|-----------|--------------|---------------|----|
| SCHOOL               | ATT. | TOTAL YDS | YDS/<br>GAME | YDS/<br>CARRY | TD |
| <b>ST. MARYS</b>     | 558  | 3409      | <b>340.9</b> | 6.1           | 44 |
| CELINA               | 355  | 2134      | <b>213.4</b> | 6.0           | 23 |
| VAN WERT             | 400  | 2072      | <b>207.2</b> | 5.2           | 23 |
| DEFIANCE             | 310  | 1918      | <b>191.8</b> | 6.2           | 21 |
| WAPAK                | 273  | 1745      | <b>174.5</b> | 6.4           | 32 |
| KENTON               | 266  | 1580      | <b>158.0</b> | 5.9           | 19 |
| BATH                 | 325  | 1523      | <b>152.3</b> | 4.7           | 30 |
| OGHS                 | 319  | 1501      | <b>150.1</b> | 4.7           | 17 |
| SHAWNEE              | 292  | 1323      | <b>132.3</b> | 4.5           | 13 |
| ELIDA                | 245  | 946       | <b>94.6</b>  | 3.9           | 17 |

| TEAM PASSING OFFENSE |       |      |       |    |     |            |              |
|----------------------|-------|------|-------|----|-----|------------|--------------|
| SCHOOL               | COMP. | ATT. | PCT.  | TD | INT | TOTAL YDS. | GAME AVG.    |
| <b>KENTON</b>        | 220   | 315  | 69.8% | 27 | 6   | 3330       | <b>333.0</b> |
| BATH                 | 189   | 296  | 63.9% | 14 | 8   | 2481       | <b>248.1</b> |
| WAPAK                | 142   | 180  | 78.9% | 17 | 0   | 2165       | <b>216.5</b> |
| VAN WERT             | 166   | 256  | 64.8% | 16 | 13  | 1785       | <b>178.5</b> |
| SHAWNEE              | 133   | 238  | 55.9% | 9  | 10  | 1640       | <b>164.0</b> |
| ELIDA                | 106   | 222  | 47.7% | 11 | 9   | 1532       | <b>153.2</b> |
| OGHS                 | 84    | 171  | 49.1% | 11 | 7   | 1262       | <b>126.2</b> |
| DEFIANCE             | 95    | 169  | 56.2% | 12 | 11  | 1228       | <b>122.8</b> |
| CELINA               | 80    | 138  | 58.0% | 10 | 4   | 1089       | <b>108.9</b> |
| ST. MARYS            | 15    | 31   | 48.4% | 2  | 3   | 126        | <b>12.6</b>  |

| TEAM TOTAL OFFENSE |         |         |       |              |
|--------------------|---------|---------|-------|--------------|
| SCHOOL             | RUSHING | PASSING | TOTAL | GAME AVG.    |
| <b>KENTON</b>      | 1580    | 3330    | 4910  | <b>491.0</b> |
| BATH               | 1523    | 2481    | 4004  | <b>400.4</b> |
| WAPAK              | 1745    | 2165    | 3910  | <b>391.0</b> |
| VAN WERT           | 2072    | 1785    | 3857  | <b>385.7</b> |
| ST. MARYS          | 3409    | 126     | 3535  | <b>353.5</b> |
| CELINA             | 2134    | 1089    | 3223  | <b>322.3</b> |
| DEFIANCE           | 1918    | 1228    | 3146  | <b>314.6</b> |
| SHAWNEE            | 1323    | 1640    | 2963  | <b>296.3</b> |
| OGHS               | 1501    | 1262    | 2763  | <b>276.3</b> |
| ELIDA              | 946     | 1532    | 2478  | <b>247.8</b> |

| SCORING OFFENSE  |            |             |
|------------------|------------|-------------|
| SCHOOL           | PTS SCORED | AVG.        |
| <b>ST. MARYS</b> | 357        | <b>35.7</b> |
| WAPAK            | 348        | <b>34.8</b> |
| KENTON           | 328        | <b>32.8</b> |
| BATH             | 322        | <b>32.2</b> |
| VAN WERT         | 283        | <b>28.3</b> |
| CELINA           | 266        | <b>26.6</b> |
| DEFIANCE         | 238        | <b>23.8</b> |
| ELIDA            | 214        | <b>21.4</b> |
| OGHS             | 210        | <b>21.0</b> |
| SHAWNEE          | 162        | <b>16.2</b> |

## TEAM DEFENSE

| TEAM RUSHING DEFENSE |      |            |              |               |    |
|----------------------|------|------------|--------------|---------------|----|
| SCHOOL               | ATT. | TOTAL YDS. | YDS.<br>GAME | YDS.<br>CARRY | TD |
| <b>ST. MARYS</b>     | 259  | 1198       | <b>119.8</b> | 4.6           | 10 |
| OGHS                 | 358  | 1304       | <b>130.4</b> | 3.6           | 19 |
| WAPAK                | 323  | 1305       | <b>130.5</b> | 4.0           | 12 |
| DEFIANCE             | 331  | 1378       | <b>137.8</b> | 4.2           | 16 |
| CELINA               | 344  | 1518       | <b>151.8</b> | 4.4           | 15 |
| BATH                 | 356  | 1940       | <b>194.0</b> | 5.4           | 28 |
| KENTON               | 348  | 2101       | <b>210.1</b> | 6.0           | 31 |
| ELIDA                | 356  | 2145       | <b>214.5</b> | 6.0           | 30 |
| SHAWNEE              | 352  | 2195       | <b>219.5</b> | 6.2           | 29 |
| VAN WERT             | 332  | 2291       | <b>229.1</b> | 6.9           | 29 |

| TEAM PASSING DEFENSE |      |      |       |    |     |            |              |
|----------------------|------|------|-------|----|-----|------------|--------------|
| SCHOOL               | COMP | ATT. | PCT   | TD | INT | TOTAL YDS. | GAME AVG.    |
| <b>WAPAK</b>         | 116  | 199  | 58.3% | 5  | 9   | 1078       | <b>107.8</b> |
| CELINA               | 93   | 174  | 53.4% | 11 | 13  | 1235       | <b>123.5</b> |
| DEFIANCE             | 134  | 231  | 58.0% | 7  | 7   | 1318       | <b>131.8</b> |
| OGHS                 | 126  | 190  | 66.3% | 9  | 6   | 1330       | <b>133.0</b> |
| ELIDA                | 118  | 188  | 62.8% | 13 | 3   | 1428       | <b>142.8</b> |
| BATH                 | 132  | 205  | 64.4% | 16 | 8   | 1636       | <b>163.6</b> |
| ST. MARYS            | 131  | 251  | 52.2% | 15 | 9   | 1647       | <b>164.7</b> |
| SHAWNEE              | 96   | 169  | 56.8% | 15 | 6   | 1690       | <b>169.0</b> |
| VAN WERT             | 116  | 202  | 57.4% | 22 | 5   | 2072       | <b>207.2</b> |
| KENTON               | 131  | 197  | 66.5% | 16 | 6   | 2085       | <b>208.5</b> |

| TOTAL TEAM DEFENSE |                 |                 |               |              |
|--------------------|-----------------|-----------------|---------------|--------------|
| SCHOOL             | RUSHING DEFENSE | PASSING DEFENSE | TOTAL DEFENSE | GAME AVG.    |
| <b>WAPAK</b>       | 1305            | 1078            | 2383          | <b>238.3</b> |
| OGHS               | 1304            | 1330            | 2634          | <b>263.4</b> |
| DEFIANCE           | 1378            | 1318            | 2696          | <b>269.6</b> |
| CELINA             | 1518            | 1235            | 2753          | <b>275.3</b> |
| ST. MARYS          | 1198            | 1647            | 2845          | <b>284.5</b> |
| ELIDA              | 2145            | 1428            | 3573          | <b>357.3</b> |
| BATH               | 1940            | 1636            | 3576          | <b>357.6</b> |
| SHAWNEE            | 2195            | 1690            | 3885          | <b>388.5</b> |
| KENTON             | 2101            | 2085            | 4186          | <b>418.6</b> |
| VAN WERT           | 2291            | 2072            | 4363          | <b>436.3</b> |

| SCORING DEFENSE |                |             |
|-----------------|----------------|-------------|
| SCHOOL          | POINTS ALLOWED | GAME AVG.   |
| <b>WAPAK</b>    | 130            | <b>13.0</b> |
| ST. MARYS       | 180            | <b>18.0</b> |
| DEFIANCE        | 193            | <b>19.3</b> |
| CELINA          | 194            | <b>19.4</b> |
| OGHS            | 201            | <b>20.1</b> |
| BATH            | 312            | <b>31.2</b> |
| SHAWNEE         | 315            | <b>31.5</b> |
| ELIDA           | 318            | <b>31.8</b> |
| VAN WERT        | 359            | <b>35.9</b> |
| KENTON          | 370            | <b>37.0</b> |

## PENALTIES & TURNOVERS

| PENALTIES    |     |            |
|--------------|-----|------------|
| SCHOOL       | NO. | YDS.       |
| <b>WAPAK</b> | 42  | <b>295</b> |
| VAN WERT     | 43  | <b>318</b> |
| KENTON       | 29  | <b>323</b> |
| OGHS         | 29  | <b>335</b> |
| DEFIANCE     | 47  | <b>403</b> |
| SHAWNEE      | 51  | <b>430</b> |
| ELIDA        | 55  | <b>437</b> |
| BATH         | 57  | <b>458</b> |
| CELINA       | 52  | <b>480</b> |
| ST. MARYS    | 57  | <b>524</b> |

| TURNOVER RATIO   |        |      |        |      |            |
|------------------|--------|------|--------|------|------------|
| SCHOOL           | LOST   |      | GAINED |      | MARGIN     |
|                  | FUMBLE | INT. | FUMBLE | INT. |            |
| <b>ST. MARYS</b> | 3      | 3    | 6      | 9    | <b>9</b>   |
| <b>WAPAK</b>     | 4      | 0    | 4      | 9    | <b>9</b>   |
| CELINA           | 9      | 4    | 7      | 13   | <b>7</b>   |
| OGHS             | 3      | 7    | 7      | 6    | <b>3</b>   |
| BATH             | 4      | 8    | 5      | 8    | <b>1</b>   |
| SHAWNEE          | 2      | 10   | 6      | 7    | <b>1</b>   |
| KENTON           | 9      | 6    | 7      | 6    | <b>-2</b>  |
| ELIDA            | 4      | 9    | 6      | 3    | <b>-4</b>  |
| DEFIANCE         | 3      | 11   | 3      | 7    | <b>-4</b>  |
| VAN WERT         | 9      | 13   | 3      | 5    | <b>-14</b> |

# 2024 WBL FOOTBALL STATS

Week #10

Game # 10

## TEAM RUSHING OFFENSE

| <u>SCHOOL</u> | <u>ATT.</u> | <u>TOTAL</u><br><u>YDS</u> | <u>YDS/</u><br><u>GAME</u> | <u>YDS/</u><br><u>CARRY</u> | <u>TD</u> |
|---------------|-------------|----------------------------|----------------------------|-----------------------------|-----------|
| ST. MARYS     | 558         | 3409                       | 340.9                      | 6.1                         | 44        |
| CELINA        | 355         | 2134                       | 213.4                      | 6.0                         | 23        |
| VAN WERT      | 400         | 2072                       | 207.2                      | 5.2                         | 23        |
| DEFIANCE      | 310         | 1918                       | 191.8                      | 6.2                         | 21        |
| WAPAK         | 273         | 1745                       | 174.5                      | 6.4                         | 32        |
| KENTON        | 266         | 1580                       | 158.0                      | 5.9                         | 19        |
| BATH          | 325         | 1523                       | 152.3                      | 4.7                         | 30        |
| OGHS          | 319         | 1501                       | 150.1                      | 4.7                         | 17        |
| SHAWNEE       | 292         | 1323                       | 132.3                      | 4.5                         | 13        |
| ELIDA         | 245         | 946                        | 94.6                       | 3.9                         | 17        |



## TEAM TOTAL OFFENSE

| <u>SCHOOL</u> | <u>RUSHING</u> | <u>PASSING</u> | <u>TOTAL</u> | <u>GAME</u><br><u>AVG.</u> |
|---------------|----------------|----------------|--------------|----------------------------|
| KENTON        | 1580           | 3330           | 4910         | 491.0                      |
| BATH          | 1523           | 2481           | 4004         | 400.4                      |
| WAPAK         | 1745           | 2165           | 3910         | 391.0                      |
| VAN WERT      | 2072           | 1785           | 3857         | 385.7                      |
| ST. MARYS     | 3409           | 126            | 3535         | 353.5                      |
| CELINA        | 2134           | 1089           | 3223         | 322.3                      |
| DEFIANCE      | 1918           | 1228           | 3146         | 314.6                      |
| SHAWNEE       | 1323           | 1640           | 2963         | 296.3                      |
| OGHS          | 1501           | 1262           | 2763         | 276.3                      |
| ELIDA         | 946            | 1532           | 2478         | 247.8                      |



## TEAM PASSING OFFENSE

| <u>SCHOOL</u> | <u>COMP.</u> | <u>ATT.</u> | <u>PCT.</u> | <u>TOTAL</u><br><u>YDS.</u> | <u>TD</u> | <u>INT</u> | <u>GAME</u><br><u>AVG.</u> |
|---------------|--------------|-------------|-------------|-----------------------------|-----------|------------|----------------------------|
| KENTON        | 220          | 315         | 69.8%       | 3330                        | 27        | 6          | 333.0                      |
| BATH          | 189          | 296         | 63.9%       | 2481                        | 14        | 8          | 248.1                      |
| WAPAK         | 142          | 180         | 78.9%       | 2165                        | 17        | 0          | 216.5                      |
| VAN WERT      | 166          | 256         | 64.8%       | 1785                        | 16        | 13         | 178.5                      |
| SHAWNEE       | 133          | 238         | 55.9%       | 1640                        | 9         | 10         | 164.0                      |
| ELIDA         | 106          | 222         | 47.7%       | 1532                        | 11        | 9          | 153.2                      |
| OGHS          | 84           | 171         | 49.1%       | 1262                        | 11        | 7          | 126.2                      |
| DEFIANCE      | 95           | 169         | 56.2%       | 1228                        | 12        | 11         | 122.8                      |
| CELINA        | 80           | 138         | 58.0%       | 1089                        | 10        | 4          | 108.9                      |
| ST. MARYS     | 15           | 31          | 48.4%       | 126                         | 2         | 3          | 12.6                       |



## SCORING OFFENSE

| <u>SCHOOL</u> | <u>PTS</u><br><u>SCORED</u> | <u>AVG.</u> |
|---------------|-----------------------------|-------------|
| ST. MARYS     | 357                         | 35.7        |
| WAPAK         | 348                         | 34.8        |
| KENTON        | 328                         | 32.8        |
| BATH          | 322                         | 32.2        |
| VAN WERT      | 283                         | 28.3        |
| CELINA        | 266                         | 26.6        |
| DEFIANCE      | 238                         | 23.8        |
| ELIDA         | 214                         | 21.4        |
| OGHS          | 210                         | 21.0        |
| SHAWNEE       | 162                         | 16.2        |



# 2024 WBL FOOTBALL STATS

Week #10

Game # 10

## TEAM RUSHING DEFENSE

| <u>SCHOOL</u> | <u>ATT.</u> | <u>TOTAL YDS.</u> | <u>YDS. GAME</u> | <u>YDS. CARRY</u> | <u>TD</u> |
|---------------|-------------|-------------------|------------------|-------------------|-----------|
| ST. MARYS     | 259         | 1198              | 119.8            | 4.6               | 10        |
| OGHS          | 358         | 1304              | 130.4            | 3.6               | 19        |
| WAPAK         | 323         | 1305              | 130.5            | 4.0               | 12        |
| DEFIANCE      | 331         | 1378              | 137.8            | 4.2               | 16        |
| CELINA        | 344         | 1518              | 151.8            | 4.4               | 15        |
| BATH          | 356         | 1940              | 194.0            | 5.4               | 28        |
| KENTON        | 348         | 2101              | 210.1            | 6.0               | 31        |
| ELIDA         | 356         | 2145              | 214.5            | 6.0               | 30        |
| SHAWNEE       | 352         | 2195              | 219.5            | 6.2               | 29        |
| VAN WERT      | 332         | 2291              | 229.1            | 6.9               | 29        |



## TOTAL TEAM DEFENSE

| <u>SCHOOL</u> | <u>RUSHING DEFENSE</u> | <u>PASSING DEFENSE</u> | <u>TOTAL DEFENSE</u> | <u>GAME AVG.</u> |
|---------------|------------------------|------------------------|----------------------|------------------|
| WAPAK         | 1305                   | 1078                   | 2383                 | 238.3            |
| OGHS          | 1304                   | 1330                   | 2634                 | 263.4            |
| DEFIANCE      | 1378                   | 1318                   | 2696                 | 269.6            |
| CELINA        | 1518                   | 1235                   | 2753                 | 275.3            |
| ST. MARYS     | 1198                   | 1647                   | 2845                 | 284.5            |
| ELIDA         | 2145                   | 1428                   | 3573                 | 357.3            |
| BATH          | 1940                   | 1636                   | 3576                 | 357.6            |
| SHAWNEE       | 2195                   | 1690                   | 3885                 | 388.5            |
| KENTON        | 2101                   | 2085                   | 4186                 | 418.6            |
| VAN WERT      | 2291                   | 2072                   | 4363                 | 436.3            |



## TEAM PASSING DEFENSE

| <u>SCHOOL</u> | <u>COMP</u> | <u>ATT.</u> | <u>PCT</u> | <u>TOTAL YDS.</u> | <u>TD</u> | <u>INT</u> | <u>GAME AVG.</u> |
|---------------|-------------|-------------|------------|-------------------|-----------|------------|------------------|
| WAPAK         | 116         | 199         | 58.3%      | 1078              | 5         | 9          | 107.8            |
| CELINA        | 93          | 174         | 53.4%      | 1235              | 11        | 13         | 123.5            |
| DEFIANCE      | 134         | 231         | 58.0%      | 1318              | 7         | 7          | 131.8            |
| OGHS          | 126         | 190         | 66.3%      | 1330              | 9         | 6          | 133.0            |
| ELIDA         | 118         | 188         | 62.8%      | 1428              | 13        | 3          | 142.8            |
| BATH          | 132         | 205         | 64.4%      | 1636              | 16        | 8          | 163.6            |
| ST. MARYS     | 131         | 251         | 52.2%      | 1647              | 15        | 9          | 164.7            |
| SHAWNEE       | 96          | 169         | 56.8%      | 1690              | 15        | 6          | 169.0            |
| VAN WERT      | 116         | 202         | 57.4%      | 2072              | 22        | 5          | 207.2            |
| KENTON        | 131         | 197         | 66.5%      | 2085              | 16        | 6          | 208.5            |



## SCORING DEFENSE

| <u>SCHOOL</u> | <u>POINTS ALLOWED</u> | <u>GAME AVG.</u> |
|---------------|-----------------------|------------------|
| WAPAK         | 130                   | 13.0             |
| ST. MARYS     | 180                   | 18.0             |
| DEFIANCE      | 193                   | 19.3             |
| CELINA        | 194                   | 19.4             |
| OGHS          | 201                   | 20.1             |
| BATH          | 312                   | 31.2             |
| SHAWNEE       | 315                   | 31.5             |
| ELIDA         | 318                   | 31.8             |
| VAN WERT      | 359                   | 35.9             |
| KENTON        | 370                   | 37.0             |



# 2024 WBL FOOTBALL STATS

## Week #10

### PENALTIES

| <u>SCHOOL</u> | <u>NO.</u> | <u>YDS.</u> |
|---------------|------------|-------------|
| WAPAK         | 42         | 295         |
| VAN WERT      | 43         | 318         |
| KENTON        | 29         | 323         |
| OGHS          | 29         | 335         |
| DEFIANCE      | 47         | 403         |
| SHAWNEE       | 51         | 430         |
| ELIDA         | 55         | 437         |
| BATH          | 57         | 458         |
| CELINA        | 52         | 480         |
| ST. MARYS     | 57         | 524         |



### TURNOVER RATIO

| <u>SCHOOL</u> | <u>LOST</u>   |             | <u>GAINED</u> |             | <u>MARGIN</u> |
|---------------|---------------|-------------|---------------|-------------|---------------|
|               | <u>FUMBLE</u> | <u>INT.</u> | <u>FUMBLE</u> | <u>INT.</u> |               |
| ST. MARYS     | 3             | 3           | 6             | 9           | 9             |
| WAPAK         | 4             | 0           | 4             | 9           | 9             |
| CELINA        | 9             | 4           | 7             | 13          | 7             |
| OGHS          | 3             | 7           | 7             | 6           | 3             |
| BATH          | 4             | 8           | 5             | 8           | 1             |
| SHAWNEE       | 2             | 10          | 6             | 7           | 1             |
| KENTON        | 9             | 6           | 7             | 6           | -2            |
| ELIDA         | 4             | 9           | 6             | 3           | -4            |
| DEFIANCE      | 3             | 11          | 3             | 7           | -4            |
| VAN WERT      | 9             | 13          | 3             | 5           | -14           |



# 2024 WBL FOOTBALL STATS

Weeks 1-10

## OFFENSIVE STATS

| INDIVIDUAL RUSHING  |      |      |        |           |            |    |  |
|---------------------|------|------|--------|-----------|------------|----|--|
| NAME                | SCH. | ATT. | YARDS. | GAME AVG. | CARRY AVG. | TD |  |
| <b>Briston Wise</b> | VW   | 257  | 1463   | 146.3     | 5.7        | 19 |  |
| Anthony Wilder      | D    | 125  | 1169   | 116.9     | 9.4        | 9  |  |
| Dominik Osborne     | SM   | 187  | 1155   | 115.5     | 6.2        | 19 |  |
| Grant Evers         | OG   | 203  | 1095   | 109.5     | 5.4        | 7  |  |
| Jon Lutz            | C    | 125  | 889    | 88.9      | 7.1        | 9  |  |
| Mikey Hale          | B    | 162  | 885    | 88.5      | 5.5        | 13 |  |
| Colton Mabry        | SM   | 151  | 832    | 83.2      | 5.5        | 10 |  |
| Korbin Johnston     | K    | 157  | 801    | 80.1      | 5.1        | 7  |  |
| Bobby Morris        | C    | 136  | 780    | 78.0      | 5.7        | 11 |  |
| Caleb Schmidt       | SM   | 105  | 780    | 78.0      | 7.4        | 6  |  |

| INDIVIDUAL PASSING EFFICIENCY |      |       |      |       |      |    |      |        |  |  |
|-------------------------------|------|-------|------|-------|------|----|------|--------|--|--|
| NAME                          | SCH. | COMP. | ATT. | PCT.  | YDS. | TD | INT. | RATING |  |  |
| <b>Korbin Johnston</b>        | K    | 220   | 315  | 69.8% | 3330 | 27 | 6    | 183.1  |  |  |
| Zach Welsch                   | B    | 189   | 291  | 64.9% | 2389 | 14 | 7    | 145.0  |  |  |
| Caleb Moyer                   | W    | 142   | 180  | 78.9% | 2165 | 17 | 0    | 211.1  |  |  |
| Briston Wise                  | VW   | 166   | 256  | 64.8% | 1785 | 16 | 13   | 133.9  |  |  |
| Ryan McGue                    | E    | 106   | 222  | 47.7% | 1532 | 11 | 9    | 114.0  |  |  |
| Peyton Kuhlman                | OG   | 84    | 171  | 49.1% | 1262 | 11 | 7    | 124.2  |  |  |
| Brez Zipfel                   | D    | 77    | 144  | 53.5% | 1054 | 9  | 10   | 121.7  |  |  |
| Bobby Morris                  | C    | 76    | 126  | 60.3% | 1031 | 10 | 4    | 148.9  |  |  |
| Caleb Bacome                  | SH   | 66    | 126  | 52.4% | 850  | 5  | 5    | 114.2  |  |  |
| JJ Spyker                     | SH   | 66    | 111  | 59.5% | 793  | 4  | 5    | 122.4  |  |  |

| INDIVIDUAL RECEIVING |      |      |      |      |    |
|----------------------|------|------|------|------|----|
| NAME                 | SCH. | REC. | YDS. | AVG. | TD |
| <b>Zayne Perkins</b> | K    | 77   | 1271 | 16.5 | 13 |
| Kaden Page           | W    | 74   | 1067 | 14.4 | 8  |
| Maddux McFarlin      | K    | 69   | 941  | 13.6 | 7  |
| A'mari Wash          | E    | 49   | 863  | 17.6 | 7  |
| Micah Cowan          | VW   | 65   | 803  | 12.4 | 6  |
| Michael Garlock      | SH   | 40   | 685  | 17.1 | 3  |
| Kaiden Wernitz       | C    | 30   | 603  | 20.1 | 9  |
| Josiah Clark         | B    | 38   | 508  | 13.4 | 3  |
| Logan Markley        | B    | 39   | 508  | 13.0 | 3  |
| Jaxon Foster         | B    | 34   | 473  | 13.9 | 4  |

| INDIVIDUAL TOTAL OFFENSE |      |           |           |            |           |
|--------------------------|------|-----------|-----------|------------|-----------|
| NAME                     | SCH. | RUSH YDS. | PASS YDS. | TOTAL YDS. | GAME AVG. |
| <b>Korbin Johnston</b>   | K    | 801       | 3330      | 4131       | 413.1     |
| Briston Wise             | VW   | 1463      | 1785      | 3248       | 324.8     |
| Zach Welsch              | B    | 630       | 2389      | 3019       | 301.9     |
| Caleb Moyer              | W    | 684       | 2165      | 2849       | 284.9     |
| Bobby Morris             | C    | 780       | 1031      | 1811       | 181.1     |
| Ryan McGue               | E    | 139       | 1532      | 1671       | 167.1     |
| Peyton Kuhlman           | OG   | 203       | 1262      | 1465       | 146.5     |
| JJ Spyker                | SH   | 628       | 793       | 1421       | 142.1     |
| Anthony Wilder           | D    | 1169      | 8         | 1177       | 117.7     |
| Dominik Osborne          | SM   | 1155      |           | 1155       | 115.5     |

| INDIVIDUAL ALL PURPOSE YARDS |      |              |           |                   |                |                   |            |           |  |  |
|------------------------------|------|--------------|-----------|-------------------|----------------|-------------------|------------|-----------|--|--|
| NAME                         | SCH. | RUSHING YDS. | REC. YDS. | KICKOFF RET. YDS. | PUNT RET. YDS. | INT/FUM RET. YDS. | TOTAL YDS. | GAME AVG. |  |  |
| <b>A'mari Wash</b>           | E    | 185          | 863       | 541               | 56             |                   | 1645       | 164.5     |  |  |
| Jarrett Mullen               | W    | 656          | 412       | 337               | 118            | 27                | 1550       | 155.0     |  |  |
| Anthony Wilder               | D    | 1169         | 164       | 118               | 66             | 32                | 1549       | 154.9     |  |  |
| Briston Wise                 | VW   | 1463         |           |                   |                |                   | 1463       | 146.3     |  |  |
| Grant Evers                  | OG   | 1095         |           | 236               | 24             | 10                | 1365       | 136.5     |  |  |
| Zayne Perkins                | K    |              | 1271      |                   |                |                   | 1271       | 127.1     |  |  |
| Dominik Osborne              | SM   | 1155         | 7         | 86                |                |                   | 1248       | 124.8     |  |  |
| Mikey Hale                   | B    | 885          | 318       |                   |                |                   | 1203       | 120.3     |  |  |
| Jon Lutz                     | C    | 889          | 93        | 140               |                | 41                | 1163       | 116.3     |  |  |
| Kaden Page                   | W    |              | 1067      | 17                |                |                   | 1084       | 108.4     |  |  |

| INDIVIDUAL SCORING   |      |    |             |          |    |        |            |  |  |
|----------------------|------|----|-------------|----------|----|--------|------------|--|--|
| NAME                 | SCH. | TD | 2 PT. CONV. | PAT KICK | FG | Safety | TOTAL PTS. |  |  |
| <b>Caleb Moyer</b>   | W    | 20 |             |          |    |        | 120        |  |  |
| Dominik Osborne      | SM   | 19 |             |          |    |        | 114        |  |  |
| Briston Wise         | VW   | 19 |             |          |    |        | 114        |  |  |
| Zach Welsch          | B    | 16 | 2           |          |    |        | 100        |  |  |
| Mikey Hale           | B    | 13 | 3           |          |    |        | 84         |  |  |
| A'mari Wash          | E    | 14 |             |          |    |        | 84         |  |  |
| Zayne Perkins        | K    | 12 | 2           |          |    |        | 76         |  |  |
| Grady Kleman-Beazley | K    | 11 | 2           |          |    |        | 70         |  |  |
| Bobby Morris         | C    | 11 |             |          |    |        | 66         |  |  |
| Noah Gomez           | D    | 11 |             |          |    |        | 66         |  |  |
| Jarrett Mullen       | W    | 11 |             |          |    |        | 66         |  |  |

## DEFENSIVE STATS

| INDIVIDUAL TACKLES    |      |     |     |       |
|-----------------------|------|-----|-----|-------|
| NAME                  | SCH. | NO. | TFL | SACKS |
| <b>Jayden Mustain</b> | K    | 150 | 7   | 2     |
| Joey Robinson         | D    | 140 | 12  | 3     |
| Maddox Hommel         | K    | 107 | 2   |       |
| Jayden Stechschulte   | OG   | 104 | 7   |       |
| Parker Crim           | E    | 102 | 21  | 12    |
| Brody Presar          | W    | 98  | 9.5 | 4     |
| Corbin Lehman         | C    | 97  | 8   | 3     |
| Taylor Compton        | SM   | 96  |     | 8     |
| Ian Mullins           | C    | 89  | 4   | 3     |
| Aaron Reichert        | VW   | 79  | 9   | 2     |

| INDIVIDUAL INTERCEPTIONS |      |     |         |    |
|--------------------------|------|-----|---------|----|
| NAME                     | SCH. | NO. | RET YDS | TD |
| <b>Wesley Greber</b>     | C    | 5   | 102     | 1  |
| <b>Ryan Walter</b>       | W    | 5   | 43      | 1  |
| Parker Beam              | SM   | 4   | 41      | 1  |
| Kaiden Wernitz           | C    | 4   | 9       | 0  |
| Joel Stim                | SH   | 3   | 36      | 0  |
| Zach Welsch              | B    | 3   | 34      | 0  |
| Jordyn Wright            | D    | 3   | 1       | 0  |

| INDIVIDUAL FUMBLE RECOVERIES |      |     |         |    |
|------------------------------|------|-----|---------|----|
| NAME                         | SCH. | NO. | RET YDS | TD |
| <b>Maddox Hommel</b>         | K    | 2   | 15      | 0  |
| <b>Cash Patrick</b>          | C    | 2   | 0       | 0  |
| <b>Alex Hinojosa</b>         | D    | 2   | 0       | 0  |
| <b>Parker Crim</b>           | E    | 2   | 0       | 0  |
| <b>Alex Rogel</b>            | K    | 2   | 0       | 0  |
| <b>Dane Duling</b>           | OG   | 2   | 0       | 0  |
| <b>Dalton Hopson</b>         | SH   | 2   | 0       | 0  |

# 2024 WBL FOOTBALL STATS

Weeks 1-10

## KICKING STATS

### PUNTING

| <u>NAME</u>       | <u>SCH.</u> | <u>NO.</u> | <u>YDS.</u> | <u>AVG.</u> |
|-------------------|-------------|------------|-------------|-------------|
| <b>Joel Stirn</b> | <b>SH</b>   | 31         | 1231        | <b>39.7</b> |
| Bobby Morris      | C           | 23         | 871         | <b>37.9</b> |
| Ryan McGue        | E           | 36         | 1350        | <b>37.5</b> |
| Ethan Eisert      | W           | 10         | 373         | <b>37.3</b> |
| Noah Gomez        | D           | 33         | 1168        | <b>35.4</b> |
| Steven Piper      | K           | 23         | 768         | <b>33.4</b> |
| Bradey Triplett   | SM          | 12         | 383         | <b>31.9</b> |
| Cam Werts         | VW          | 23         | 724         | <b>31.5</b> |
| Carson Myers      | B           | 24         | 657         | <b>27.4</b> |
| Kaiden Fenbert    | OG          | 16         | 352         | <b>22.0</b> |

### INDIVIDUAL KICK SCORING

| <u>NAME</u>            | <u>SCH.</u> | <u>PAT</u>  | <u>PAT</u>  | <u>PCT.</u> | <u>FG</u>   | <u>FG</u>   | <u>PCT.</u> | <u>LONG</u> | <u>PTS.</u> |
|------------------------|-------------|-------------|-------------|-------------|-------------|-------------|-------------|-------------|-------------|
|                        |             | <u>MADE</u> | <u>ATT.</u> |             | <u>MADE</u> | <u>ATT.</u> |             |             |             |
| <b>Bradey Triplett</b> | <b>SM</b>   | 40          | 42          | 95.2%       | 3           | 5           | 60.0%       | 28          | <b>49</b>   |
| Ethan Eisert           | W           | 48          | 50          | 96.0%       | 0           | 3           | 0.0%        |             | <b>48</b>   |
| Karsyn Smalley         | C           | 33          | 34          | 97.1%       | 5           | 7           | 71.4%       | 44          | <b>48</b>   |
| Carson Myers           | B           | 37          | 39          | 94.9%       | 2           | 4           | 50.0%       | 40          | <b>43</b>   |
| Griffin McCracken      | VW          | 32          | 35          | 91.4%       | 2           | 3           | 66.7%       | 24          | <b>38</b>   |
| Steven Piper           | K           | 27          | 30          | 90.0%       |             |             | #DIV/0!     |             | <b>27</b>   |
| Cooper Fischer         | OG          | 24          | 27          | 88.9%       |             |             | #DIV/0!     |             | <b>24</b>   |
| Hurron Jmiai           | SH          | 16          | 20          | 80.0%       | 2           | 2           | 100.0%      | 32          | <b>22</b>   |
| Nicasio Hall           | D           | 19          | 22          | 86.4%       | 0           | 2           | 0.0%        |             | <b>19</b>   |
| Isaac Jones            | E           | 18          | 19          | 94.7%       |             |             |             |             | <b>18</b>   |

## RETURN STATS

### INDIVIDUAL KICKOFF RETURNS

| <u>NAME</u>        | <u>SCH.</u> | <u>NO.</u> | <u>YDS.</u> | <u>AVG.</u> | <u>TD</u> |
|--------------------|-------------|------------|-------------|-------------|-----------|
| <b>A'mari Wash</b> | <b>E</b>    | 18         | <b>541</b>  | 30.1        | 2         |
| Jarin Bagley       | SH          | 24         | <b>462</b>  | 19.3        | 0         |
| Case Stegaman      | VW          | 22         | <b>437</b>  | 19.9        | 0         |
| Vinny Vendetta     | B           | 13         | <b>381</b>  | 29.3        | 0         |
| Jordyn Wright      | D           | 16         | <b>356</b>  | 22.3        | 1         |
| Jarrett Mullen     | W           | 13         | <b>337</b>  | 25.9        | 0         |
| Jacob Kessler      | SM          | 13         | <b>322</b>  | 24.8        | 1         |
| Wesley Greber      | C           | 13         | <b>300</b>  | 23.1        | 0         |
| Grant Evers        | OG          | 13         | <b>236</b>  | 18.2        | 0         |
| Ethan Metzger      | OG          | 8          | <b>221</b>  | 27.6        | 1         |

### INDIVIDUAL PUNT RETURNS

| <u>NAME</u>           | <u>SCH.</u> | <u>NO.</u> | <u>YDS.</u> | <u>AVG.</u> | <u>TD</u> |
|-----------------------|-------------|------------|-------------|-------------|-----------|
| <b>Jarrett Mullen</b> | <b>W</b>    | 8          | <b>118</b>  | 14.8        | 0         |
| Jacob Kessler         | SM          | 8          | <b>103</b>  | 12.9        | 0         |
| Jordyn Wright         | D           | 5          | <b>84</b>   | 16.8        | 0         |
| Jarin Bagley          | SH          | 4          | <b>78</b>   | 19.5        | 0         |
| Ethan Metzger         | OG          | 2          | <b>72</b>   | 36.0        | 0         |
| Anthony Wilder        | D           | 6          | <b>66</b>   | 11.0        | 0         |
| A'mari Wash           | E           | 4          | <b>56</b>   | 14.0        | 0         |
| Maddox Hommel         | K           | 3          | <b>45</b>   | 15.0        | 0         |
| Case Stegaman         | VW          | 4          | <b>28</b>   | 7.0         | 0         |
| Grant Evers           | OG          | 3          | <b>24</b>   | 8.0         | 0         |

# 2024 WBL FOOTBALL STATS

## Week #10

Game # 10

### INDIVIDUAL RUSHING

| <u>NAME</u>     | <u>SCH.</u> | <u>ATT.</u> | <u>YARDS.</u> | <u>GAME</u><br><u>AVG.</u> | <u>CARRY</u><br><u>AVG.</u> | <u>TD</u> |
|-----------------|-------------|-------------|---------------|----------------------------|-----------------------------|-----------|
| Briston Wise    | VW          | 257         | 1463          | 146.3                      | 5.7                         | 19        |
| Anthony Wilder  | D           | 125         | 1169          | 116.9                      | 9.4                         | 9         |
| Dominik Osborne | SM          | 187         | 1155          | 115.5                      | 6.2                         | 19        |
| Grant Evers     | OG          | 203         | 1095          | 109.5                      | 5.4                         | 7         |
| Jon Lutz        | C           | 125         | 889           | 88.9                       | 7.1                         | 9         |
| Mikey Hale      | B           | 162         | 885           | 88.5                       | 5.5                         | 13        |
| Colton Mabry    | SM          | 151         | 832           | 83.2                       | 5.5                         | 10        |
| Korbin Johnston | K           | 157         | 801           | 80.1                       | 5.1                         | 7         |
| Bobby Morris    | C           | 136         | 780           | 78.0                       | 5.7                         | 11        |
| Caleb Schmidt   | SM          | 105         | 780           | 78.0                       | 7.4                         | 6         |



### INDIVIDUAL PASSING

| <u>NAME</u>     | <u>SCH</u> | <u>COMP.</u> | <u>ATT.</u> | <u>PCT.</u> | <u>YDS.</u> | <u>TD</u> | <u>INT.</u> | <u>RATING</u> |
|-----------------|------------|--------------|-------------|-------------|-------------|-----------|-------------|---------------|
| Korbin Johnston | K          | 220          | 315         | 69.8%       | 3330        | 27        | 6           | 183.1         |
| Zach Welsh      | B          | 189          | 291         | 64.9%       | 2389        | 14        | 7           | 145.0         |
| Caleb Moyer     | W          | 142          | 180         | 78.9%       | 2165        | 17        | 0           | 211.1         |
| Briston Wise    | VW         | 166          | 256         | 64.8%       | 1785        | 16        | 13          | 133.9         |
| Ryan McGue      | E          | 106          | 222         | 47.7%       | 1532        | 11        | 9           | 114.0         |
| Peyton Kuhlman  | OG         | 84           | 171         | 49.1%       | 1262        | 11        | 7           | 124.2         |
| Brez Zipfel     | D          | 77           | 144         | 53.5%       | 1054        | 9         | 10          | 121.7         |
| Bobby Morris    | C          | 76           | 126         | 60.3%       | 1031        | 10        | 4           | 148.9         |
| Caleb Bacome    | SH         | 66           | 126         | 52.4%       | 850         | 5         | 5           | 114.2         |
| JJ Spyker       | SH         | 66           | 111         | 59.5%       | 793         | 4         | 5           | 122.4         |



### INDIVIDUAL RECEIVING

| <u>NAME</u>     | <u>SCH.</u> | <u>REC.</u> | <u>YDS.</u> | <u>AVG.</u> | <u>TD</u> |
|-----------------|-------------|-------------|-------------|-------------|-----------|
| Zayne Perkins   | K           | 77          | 1271        | 16.5        | 13        |
| Kaden Page      | W           | 74          | 1067        | 14.4        | 8         |
| Maddux McFarlin | K           | 69          | 941         | 13.6        | 7         |
| A'mari Wash     | E           | 49          | 863         | 17.6        | 7         |
| Micah Cowan     | VW          | 65          | 803         | 12.4        | 6         |
| Michael Garlock | SH          | 40          | 685         | 17.1        | 3         |
| Kaiden Wertz    | C           | 30          | 603         | 20.1        | 9         |
| Josiah Clark    | B           | 38          | 508         | 13.4        | 3         |
| Logan Markley   | B           | 39          | 508         | 13.0        | 3         |
| Jaxon Foster    | B           | 34          | 473         | 13.9        | 4         |



### INDIVIDUAL TOTAL OFFENSE

| <u>NAME</u>     | <u>SCH.</u> | <u>RUSHING</u><br><u>YDS.</u> | <u>PASSING</u><br><u>YDS.</u> | <u>TOTAL</u><br><u>YDS.</u> | <u>GAME</u><br><u>AVG.</u> |
|-----------------|-------------|-------------------------------|-------------------------------|-----------------------------|----------------------------|
| Korbin Johnston | K           | 801                           | 3330                          | 4131                        | 413.1                      |
| Briston Wise    | VW          | 1463                          | 1785                          | 3248                        | 324.8                      |
| Zach Welsh      | B           | 630                           | 2389                          | 3019                        | 301.9                      |
| Caleb Moyer     | W           | 684                           | 2165                          | 2849                        | 284.9                      |
| Bobby Morris    | C           | 780                           | 1031                          | 1811                        | 181.1                      |
| Ryan McGue      | E           | 139                           | 1532                          | 1671                        | 167.1                      |
| Peyton Kuhlman  | OG          | 203                           | 1262                          | 1465                        | 146.5                      |
| JJ Spyker       | SH          | 628                           | 793                           | 1421                        | 142.1                      |
| Anthony Wilder  | D           | 1169                          | 8                             | 1177                        | 117.7                      |
| Dominik Osborne | SM          | 1155                          |                               | 1155                        | 115.5                      |





# 2024 WBL FOOTBALL STATS

## Week #10

### INDIVIDUAL TACKLES

| <u>NAME</u>         | <u>SCH</u> | <u>NO.</u> | <u>TFL</u> | <u>SACKS</u> |
|---------------------|------------|------------|------------|--------------|
| Jayden Mustain      | K          | 150        | 7          | 2            |
| Joey Robinson       | D          | 140        | 12         | 3            |
| Maddox Hommel       | K          | 107        | 2          |              |
| Jayden Stechschulte | OG         | 104        | 7          |              |
| Parker Crim         | E          | 102        | 21         | 12           |
| Brody Presar        | W          | 98         | 9.5        | 4            |
| Corbin Lehman       | C          | 97         | 8          | 3            |
| Taylor Compton      | SM         | 96         |            | 8            |
| Ian Mullins         | C          | 89         | 4          | 3            |
| Aaron Reichert      | VW         | 79         | 9          | 2            |



### INDIVIDUAL INTERCEPTIONS

| <u>NAME</u>       | <u>SCH</u> | <u>NO.</u> | <u>RET YDS</u> | <u>TD</u> |
|-------------------|------------|------------|----------------|-----------|
| Wesley Greber     | C          | 5          | 102            | 1         |
| Ryan Walter       | W          | 5          | 43             | 1         |
| Parker Beam       | SM         | 4          | 41             | 1         |
| Kaiden Wertz      | C          | 4          | 9              | 0         |
| Joel Stim         | SH         | 3          | 36             | 0         |
| Zach Welsch       | B          | 3          | 34             | 0         |
| Jordyn Wright     | D          | 3          | 1              | 0         |
| 7 players with 2  |            |            |                |           |
| 25 players with 1 |            |            |                |           |



### INDIVIDUAL FUMBLE RECOVERIES

| <u>NAME</u>       | <u>SCH</u> | <u>NO.</u> | <u>RET YDS</u> | <u>TD</u> |
|-------------------|------------|------------|----------------|-----------|
| Maddox Hommel     | K          | 2          | 15             | 0         |
| Cash Patrick      | C          | 2          | 0              | 0         |
| Alex Hinojosa     | D          | 2          | 0              | 0         |
| Parker Crim       | E          | 2          | 0              | 0         |
| Alex Rogel        | K          | 2          | 0              | 0         |
| Dane Duling       | OG         | 2          | 0              | 0         |
| Dalton Hopson     | SH         | 2          | 0              | 0         |
| 31 players with 1 |            |            |                |           |



# 2024 WBL FOOTBALL STATS

## Week #10

Game # 10

### INDIVIDUAL ALL PURPOSE YARDS

| <u>NAME</u>     | <u>SCH.</u> | <u>RUSHING</u><br><u>YDS.</u> | <u>REC.</u><br><u>YDS.</u> | <u>KICKOFF</u><br><u>RET. YDS.</u> | <u>PUNT RET.</u><br><u>YDS.</u> | <u>INT/FUM</u><br><u>RET. YDS.</u> | <u>TOTAL</u><br><u>YDS.</u> | <u>GAME</u><br><u>AVG.</u> |
|-----------------|-------------|-------------------------------|----------------------------|------------------------------------|---------------------------------|------------------------------------|-----------------------------|----------------------------|
| A'mari Wash     | E           | 185                           | 863                        | 541                                | 56                              |                                    | 1645                        | 164.5                      |
| Jarrett Mullen  | W           | 656                           | 412                        | 337                                | 118                             | 27                                 | 1550                        | 155.0                      |
| Anthony Wilder  | D           | 1169                          | 164                        | 118                                | 66                              | 32                                 | 1549                        | 154.9                      |
| Briston Wise    | VW          | 1463                          |                            |                                    |                                 |                                    | 1463                        | 146.3                      |
| Grant Evers     | OG          | 1095                          |                            | 236                                | 24                              | 10                                 | 1365                        | 136.5                      |
| Zayne Perkins   | K           |                               | 1271                       |                                    |                                 |                                    | 1271                        | 127.1                      |
| Dominik Osborne | SM          | 1155                          | 7                          | 86                                 |                                 |                                    | 1248                        | 124.8                      |
| Mikey Hale      | B           | 885                           | 318                        |                                    |                                 |                                    | 1203                        | 120.3                      |
| Jon Lutz        | C           | 889                           | 93                         | 140                                |                                 | 41                                 | 1163                        | 116.3                      |
| Kaden Page      | W           |                               | 1067                       | 17                                 |                                 |                                    | 1084                        | 108.4                      |



# 2024 WBL FOOTBALL STATS

## Week #10

### INDIVIDUAL TOTAL SCORING

| <u>NAME</u>          | <u>SCH.</u> | <u>TD</u> | <u>2 PT.</u><br><u>CONV.</u> | <u>PAT</u><br><u>KICK</u> | <u>FG</u> | Safety | <u>TOTAL</u><br><u>PTS.</u> |
|----------------------|-------------|-----------|------------------------------|---------------------------|-----------|--------|-----------------------------|
| Caleb Moyer          | W           | 20        |                              |                           |           |        | 120                         |
| Dominik Osborne      | SM          | 19        |                              |                           |           |        | 114                         |
| Briston Wise         | VW          | 19        |                              |                           |           |        | 114                         |
| Zach Welsch          | B           | 16        | 2                            |                           |           |        | 100                         |
| Mikey Hale           | B           | 13        | 3                            |                           |           |        | 84                          |
| A'mari Wash          | E           | 14        |                              |                           |           |        | 84                          |
| Zayne Perkins        | K           | 12        | 2                            |                           |           |        | 76                          |
| Grady Kleman-Beazley | K           | 11        | 2                            |                           |           |        | 70                          |
| Bobby Morris         | C           | 11        |                              |                           |           |        | 66                          |
| Noah Gomez           | D           | 11        |                              |                           |           |        | 66                          |
| Jarrett Mullen       | W           | 11        |                              |                           |           |        | 66                          |



### INDIVIDUAL KICK SCORING

| <u>NAME</u>       | <u>SCH</u> | <u>PAT</u><br><u>MADE</u> | <u>PAT</u><br><u>ATT.</u> | <u>PCT.</u> | <u>FG</u><br><u>MADE</u> | <u>FG</u><br><u>ATT.</u> | <u>PCT.</u> | <u>LONG</u> | <u>PTS.</u> |
|-------------------|------------|---------------------------|---------------------------|-------------|--------------------------|--------------------------|-------------|-------------|-------------|
| Bradey Tripplett  | SM         | 40                        | 42                        | 95.2%       | 3                        | 5                        | 60.0%       | 28          | 49          |
| Ethan Eisert      | W          | 48                        | 50                        | 96.0%       | 0                        | 3                        | 0.0%        |             | 48          |
| Karsyn Smalley    | C          | 33                        | 34                        | 97.1%       | 5                        | 7                        | 71.4%       | 44          | 48          |
| Carson Myers      | B          | 37                        | 39                        | 94.9%       | 2                        | 4                        | 50.0%       | 40          | 43          |
| Griffin McCracken | VW         | 32                        | 35                        | 91.4%       | 2                        | 3                        | 66.7%       | 24          | 38          |
| Steven Piper      | K          | 27                        | 30                        | 90.0%       |                          |                          | #DIV/0!     |             | 27          |
| Cooper Fischer    | OG         | 24                        | 27                        | 88.9%       |                          |                          | #DIV/0!     |             | 24          |
| Hurron Jmiai      | SH         | 16                        | 20                        | 80.0%       | 2                        | 2                        | 100.0%      | 32          | 22          |
| Nicasio Hall      | D          | 19                        | 22                        | 86.4%       | 0                        | 2                        | 0.0%        |             | 19          |
| Isaac Jones       | E          | 18                        | 19                        | 94.7%       |                          |                          |             |             | 18          |



# 2024 WBL FOOTBALL STATS

## Week #10

### PUNTING

| <u>NAME</u>     | <u>SCH</u> | <u>NO.</u> | <u>YDS.</u> | <u>AVG.</u> |
|-----------------|------------|------------|-------------|-------------|
| Joel Stirn      | SH         | 31         | 1231        | 39.7        |
| Bobby Morris    | C          | 23         | 871         | 37.9        |
| Ryan McGue      | E          | 36         | 1350        | 37.5        |
| Ethan Eisert    | W          | 10         | 373         | 37.3        |
| Noah Gomez      | D          | 33         | 1168        | 35.4        |
| Steven Piper    | K          | 23         | 768         | 33.4        |
| Bradey Triplett | SM         | 12         | 383         | 31.9        |
| Cam Werts       | VW         | 23         | 724         | 31.5        |
| Carson Myers    | B          | 24         | 657         | 27.4        |
| Kaiden Fenbert  | OG         | 16         | 352         | 22.0        |



# 2024 WBL FOOTBALL STATS

## Week #10

### INDIVIDUAL KICKOFF RETURNS

| <u>NAME</u>    | <u>SCH.</u> | <u>NO.</u> | <u>YDS.</u> | <u>AVG.</u> | <u>TD</u> |
|----------------|-------------|------------|-------------|-------------|-----------|
| A'mari Wash    | E           | 18         | 541         | 30.1        | 2         |
| Jarin Bagley   | SH          | 24         | 462         | 19.3        | 0         |
| Case Stegaman  | VW          | 22         | 437         | 19.9        | 0         |
| Vinny Vendetta | B           | 13         | 381         | 29.3        | 0         |
| Jordyn Wright  | D           | 16         | 356         | 22.3        | 1         |
| Jarrett Mullen | W           | 13         | 337         | 25.9        | 0         |
| Jacob Kessler  | SM          | 13         | 322         | 24.8        | 1         |
| Wesley Greber  | C           | 13         | 300         | 23.1        | 0         |
| Grant Evers    | OG          | 13         | 236         | 18.2        | 0         |
| Ethan Metzger  | OG          | 8          | 221         | 27.6        | 1         |



### INDIVIDUAL PUNT RETURNS

| <u>NAME</u>    | <u>SCH.</u> | <u>NO.</u> | <u>YDS.</u> | <u>AVG.</u> | <u>TD</u> |
|----------------|-------------|------------|-------------|-------------|-----------|
| Jarrett Mullen | W           | 8          | 118         | 14.8        | 0         |
| Jacob Kessler  | SM          | 8          | 103         | 12.9        | 0         |
| Jordyn Wright  | D           | 5          | 84          | 16.8        | 0         |
| Jarin Bagley   | SH          | 4          | 78          | 19.5        | 0         |
| Ethan Metzger  | OG          | 2          | 72          | 36.0        | 0         |
| Anthony Wilder | D           | 6          | 66          | 11.0        | 0         |
| A'mari Wash    | E           | 4          | 56          | 14.0        | 0         |
| Maddox Hommel  | K           | 3          | 45          | 15.0        | 0         |
| Case Stegaman  | VW          | 4          | 28          | 7.0         | 0         |
| Grant Evers    | OG          | 3          | 24          | 8.0         | 0         |

